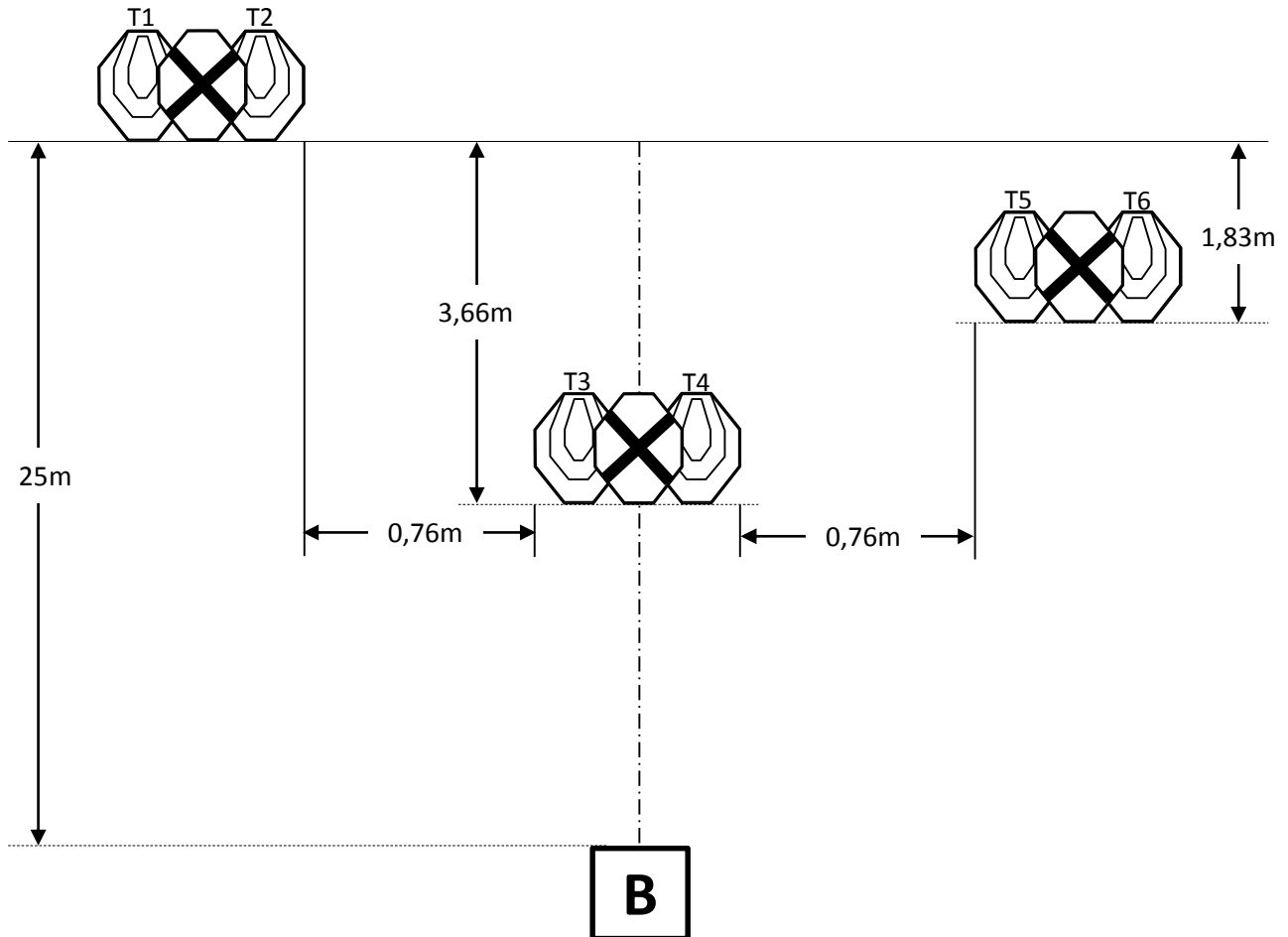


Type of Course:	Short Course
Targets (type & number):	6 IPSC Targets, 3 No Shoot
No. Hits to be scored:	6
Maximum points:	30
Start position:	Seated on the chair with elbows on "X"-marks. Rifle laying flat on table on either side of the elbows. All magazines to be used must be placed on the table.
Rifle ready condition:	Loaded with chamber empty and bolt closed (Option 2).
Procedure:	After the audible start signal engage targets T1, T2 and T3 (or T4, T5 and T6) with <u>one</u> round per target. Make a mandatory reload and engage the remaining targets with <u>one</u> round per target. All shooting must be done while sitting on the chair.

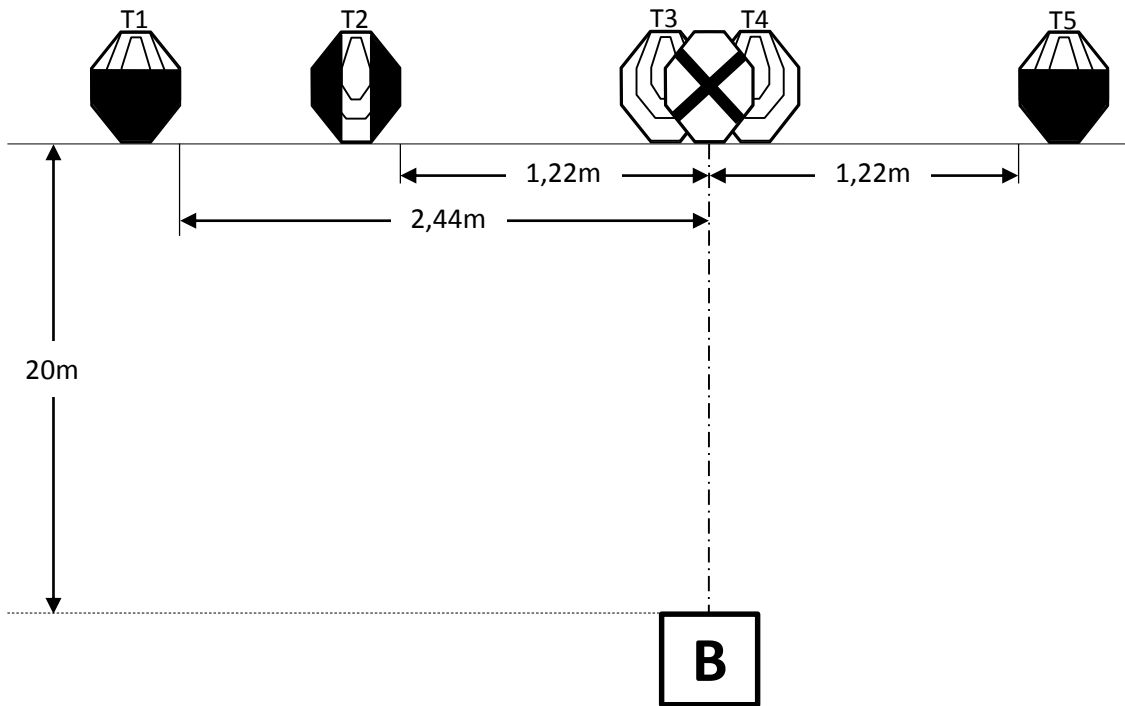
**Setup Notes:** Set IPSC Targets/No Shoots to 1,52m to the top of the targets. 'X'-marks are 0,15m right and left of the centerline and 0,15m from the edge of the table. The bases of all No Shoots are set at table height.



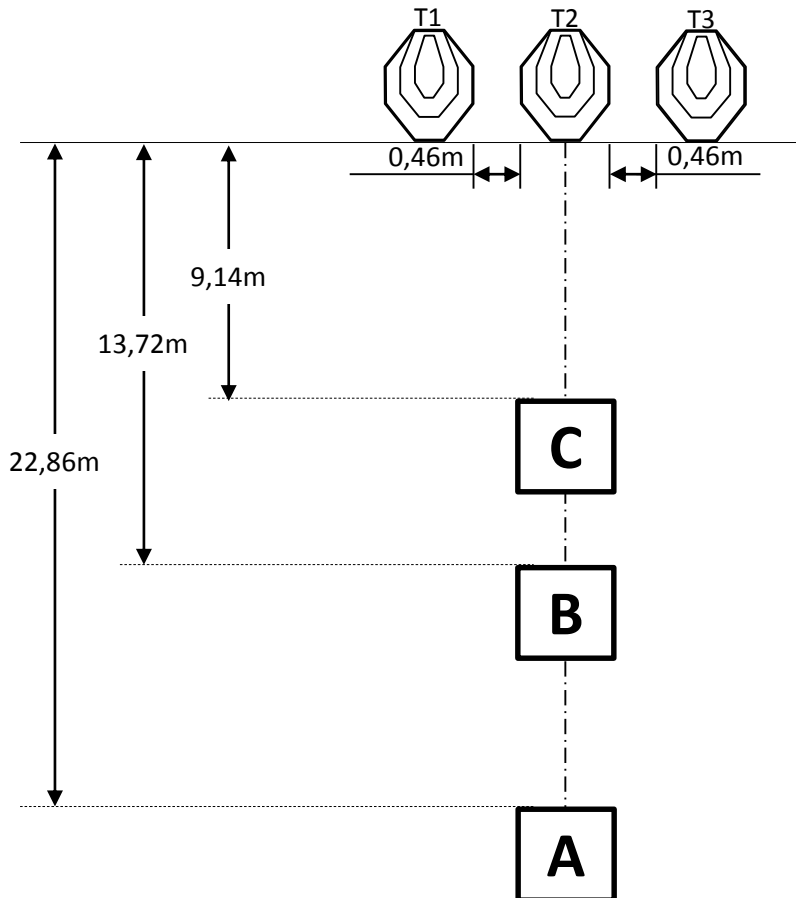
Type of Course:	Medium Course
Targets (type & number):	6 IPSC Targets, 3 No Shoot
No. Hits to be scored:	12
Maximum points:	60
Start position:	Standing erect in area "B", stock touching the competitor at hip level.
Rifle ready condition:	Loaded (Option 1).
Procedure:	After the audible start signal engage.

**Setup Notes:**

- Set IPSC Targets T3 and T4 to 0,92m high at top of the targets.
- Set IPSC Targets T1, T2, T5 and T6 to 1,52m high at top of target.
- Set No Shoots so that they go from "A"-zone to "A"-zone.
- No Shoot on IPSC Targets T3 and T4 is centered on center line.
- Area "B" is located 25m from T1&T2 and is 0,92m by 0,92m .



Type of Course:	Short Course
Targets (type & number):	5 IPSC Targets, 1 No Shoot
No. Hits to be scored:	10
Maximum points:	50
Start position:	Standing erect in area "B", stock touching the competitor at hip level.
Rifle ready condition:	Loaded (Option 1).
Procedure:	After the audible start signal engage targets with <u>one</u> round each. Change shooting position to kneeling with at least one knee touching the ground and engage all targets with <u>one</u> round each.
Setup Notes:	Set IPSC Targets/No Shoot to 1,52m to the top of the targets. Area "B" is located <u>20m</u> from targets and is 0,92m by 0,92m. Hard cover on IPSC Targets T1 and T5 cuts through from notch to notch, as shown. Hard cover on IPSC Target T2 is from perforation of A-zone outward from top to bottom on both sides of the A-zone. IPSC Targets T3 and T4 are butted edge to edge, the No Shoot is the centered on them. Center the No Shoot on center line.



Type of Course:	Short Course
Targets (type & number):	3 IPSC Targets
No. Hits to be scored:	9
Maximum points:	45
Start position:	Standing erect in area "A", stock touching the competitor at hip level.
Rifle ready condition:	Loaded (Option 1).
Procedure:	After the audible start signal engage targets with a minimum of <u>one round</u> each from within area "A". Then move to area "B" and engage targets with a minimum of <u>one round</u> each. Then move to area "C" and engage targets with a minimum of <u>one round</u> each.
Setup Notes:	Set IPSC Targets to 1,52m to the top of the targets. All areas are 0,92m by 0,92m.