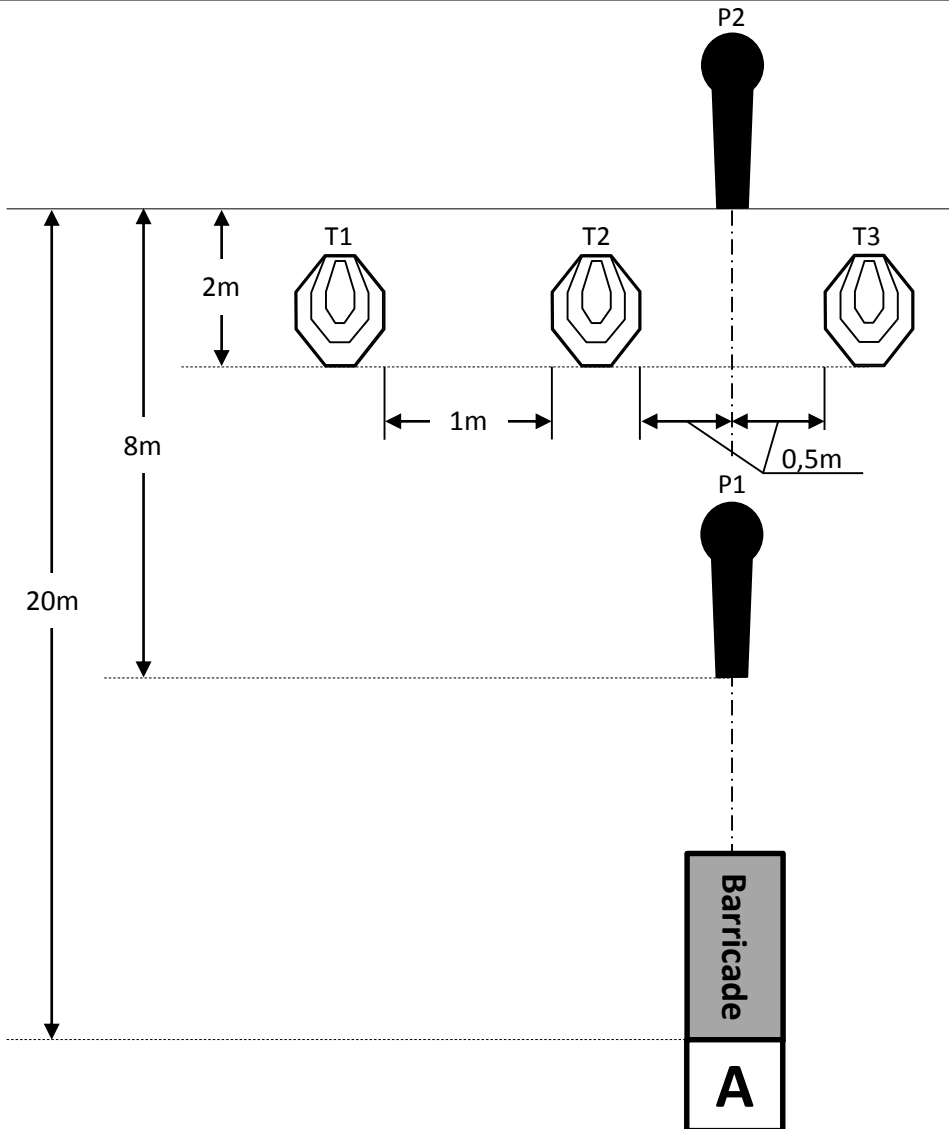
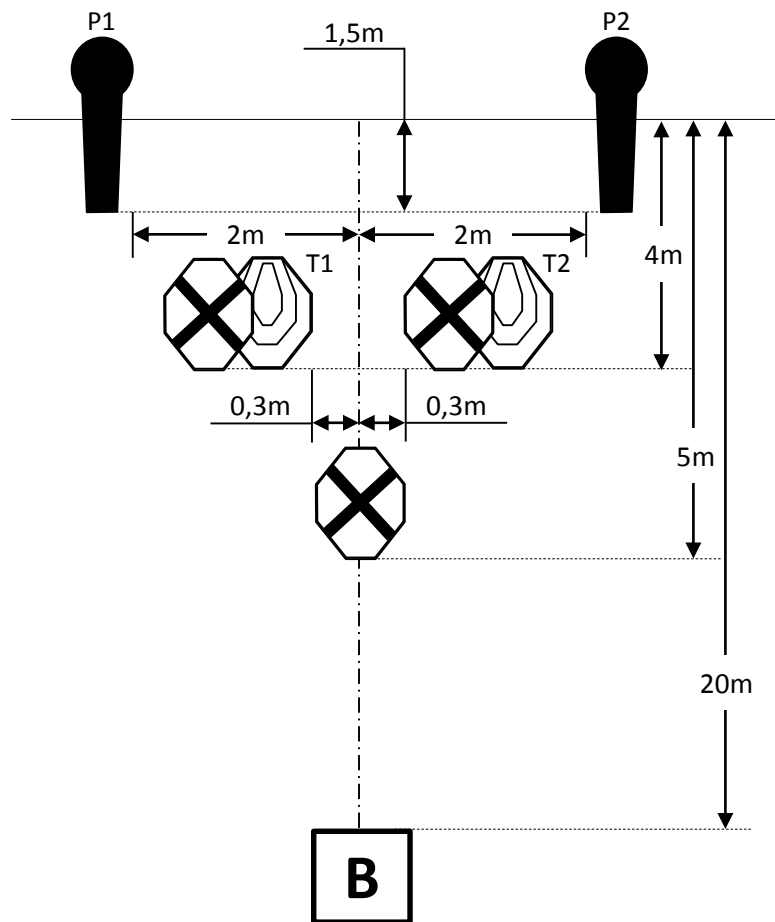


IMRC-71



Type of Course:	Short Course
Target (type & number):	3 IPSC Targets, 2 IPSC Popper
No. Hits to be scored:	8
Maximum points:	40
Start position:	Standing erect in area “A”, stock touching the competitor at hip level.
Rifle ready condition:	Loaded (Option 1).
Procedure:	After the audible start signal engage.
Setup Notes:	Set IPSC Targets to 1,52m to the top of the targets. Area “A” is 0,92m by 0,92m . The barricade is 0,92m wide and 1,83m high. Non-falling poppers must be repainted between each attempt at COF.



Type of Course:	Short Course
Target (type & number):	2 IPSC Targets, 2 IPSC Popper, 3 No Shoots
No. Hits to be scored:	6
Maximum points:	30
Start position:	Standing erect in area "B", stock touching the competitor at hip level.
Rifle ready condition:	Loaded (Option 1).
Procedure:	After the audible start signal engage.

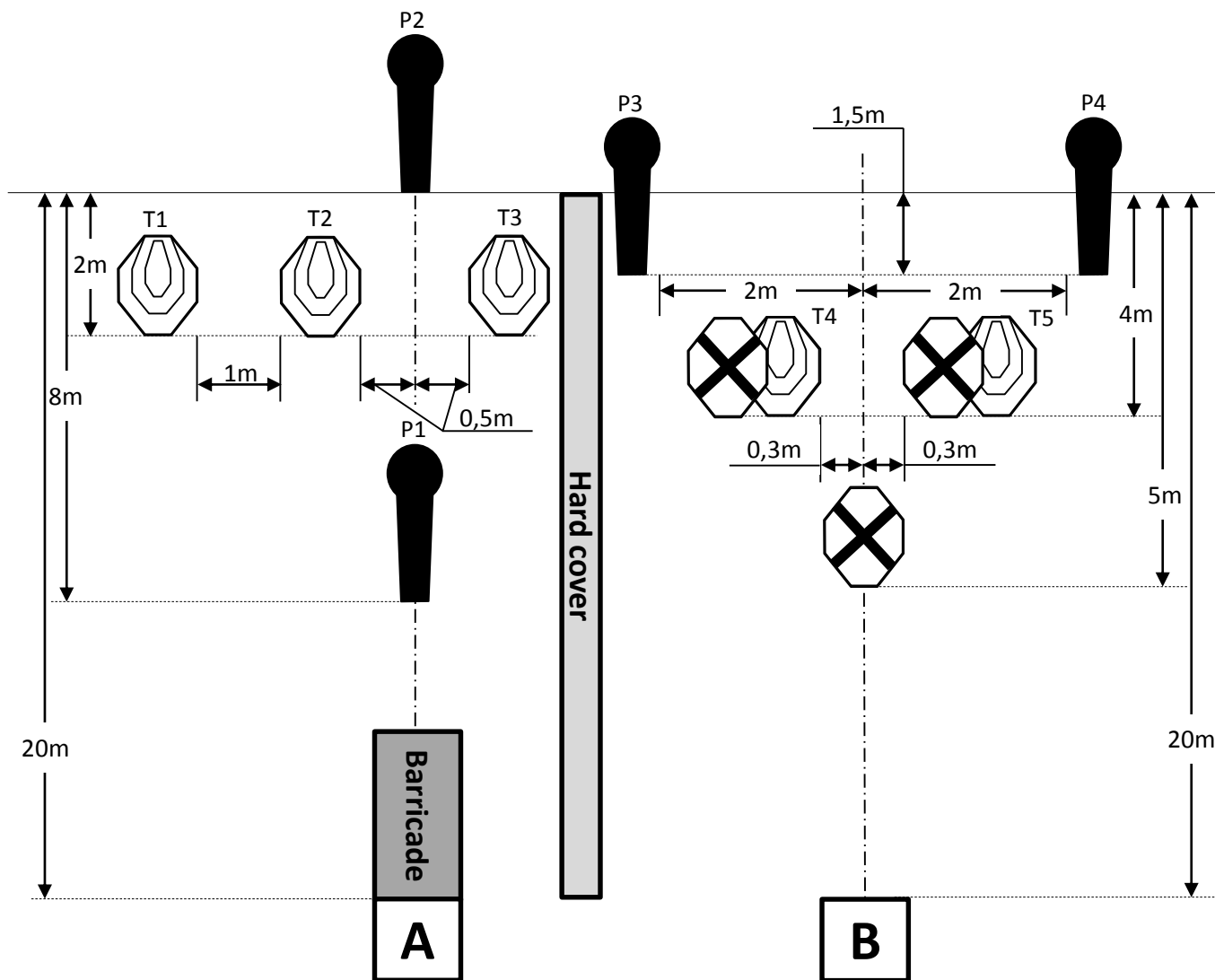
Setup Notes:

Set IPSC Targets/No Shoots to 1,52m to the top of the targets. Area "B" is located 20m from backstop and is 0,92m by 0,92m.

Non-falling poppers must be repainted between each attempt at COF.

IPSC Mini-Rifle Cup

IMRC-07



Type of Course:

Medium Course

Target (type & number):

5 IPSC Targets, 4 IPSC Popper, 3 No Shoots

No. Hits to be scored:

14

Maximum points:

70

Start position:

Standing erect in area "A" or "B", stock touching the competitor at hip level.

Rifle ready condition:

Loaded (Option 1).

Procedure:

After the audible start signal engage the first group of targets. Then move to the opposite area and engage the remaining targets.

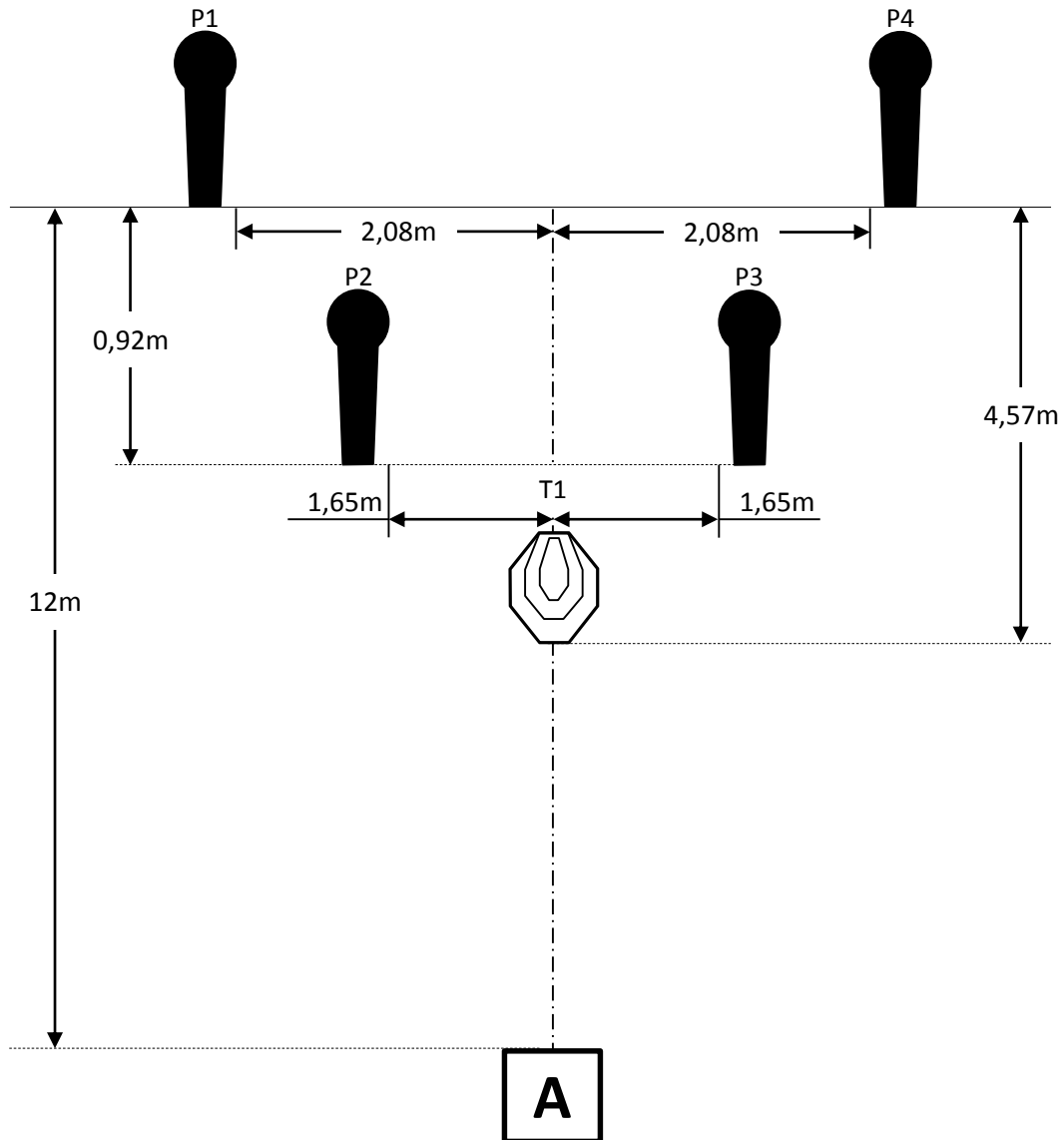
Setup Notes:

Set IPSC Targets/No Shoots to 1,52m to the top of the targets. Areas "A" and "B" are 0,92m by 0,92m.

Non-falling poppers must be repainted between each attempt at COF.

IPSC Mini-Rifle Cup

IMRC-65



Type of Course:	Short Course
Target (type & number):	1 IPSC Target, 4 IPSC Popper
No. Hits to be scored:	6
Maximum points:	30
Start position:	Standing erect in area "A", stock touching the competitor at hip level.
Rifle ready condition:	Loaded (Option 1).
Procedure:	After the audible start signal engage.

Setup Notes:

- Set IPSC Targets to 1,52m to the top of the targets.
- Area "A" is 0,92m by 0,92m.
- Non-falling poppers must be repainted between each attempt at COF.