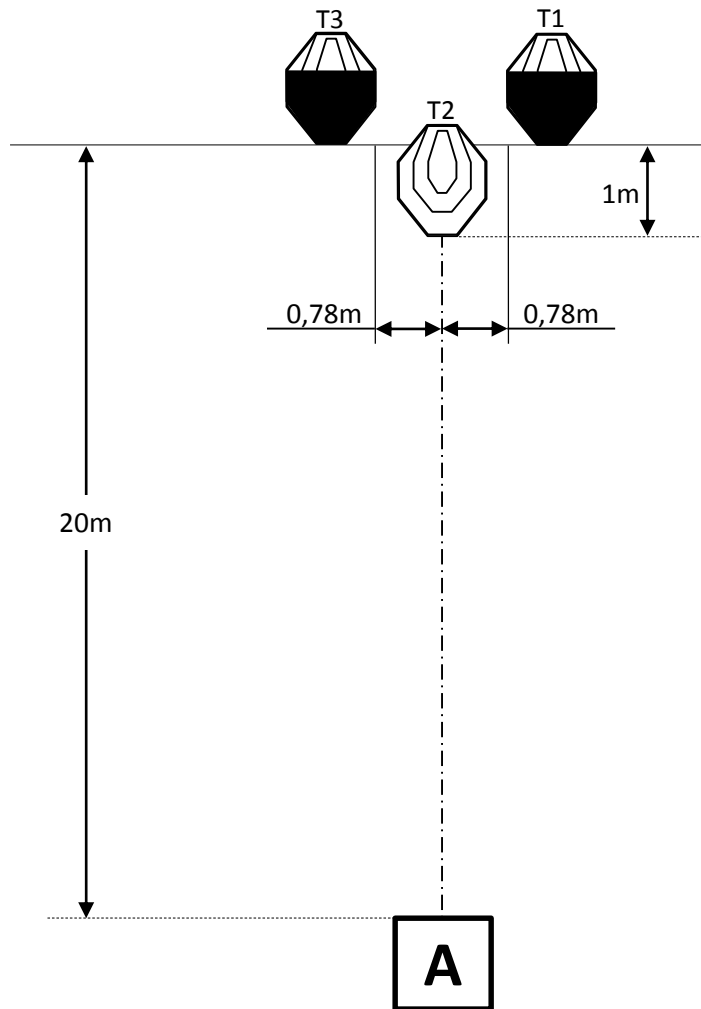


Type of Course:	Short Course
Target (type & number):	2 IPSC Targets, 2 IPSC Popper
No. Hits to be scored:	6
Maximum points:	30
Start position:	Standing erect in area "A", stock touching the competitor at hip level.
Rifle ready condition:	Loaded (Option 1).
Procedure:	After the audible start signal engage.

Setup Notes:

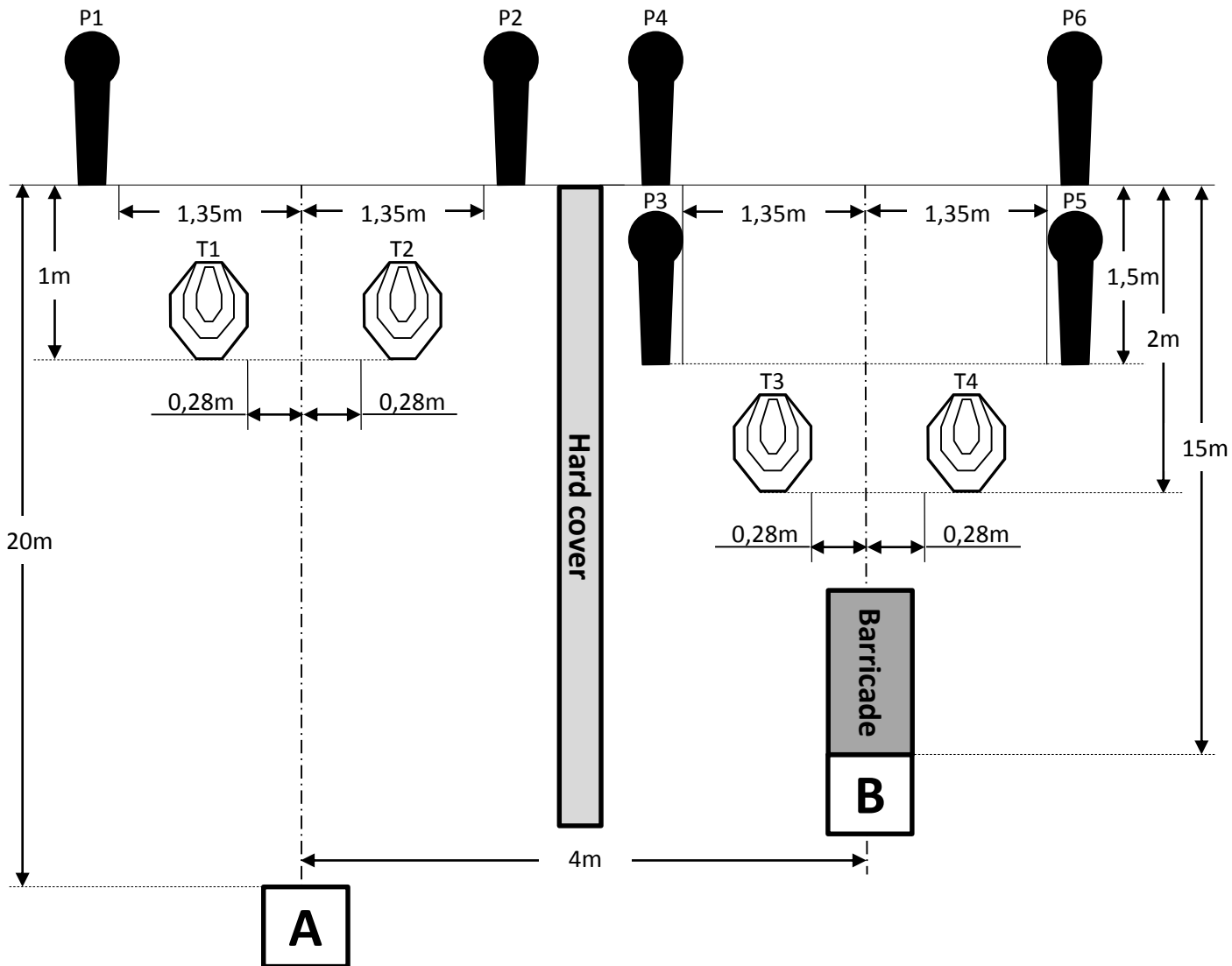
- Set IPSC Targets to 1,52m to the top of the targets.
- Area "A" is 0,92m by 0,92m.
- Non-falling poppers must be repainted between each attempt at COF.



Type of Course:	Short Course
Target (type & number):	3 IPSC Targets
No. Hits to be scored:	6
Maximum points:	30
Start position:	Standing erect in area "A", stock touching the competitor at hip level.
Rifle ready condition:	Loaded (Option 1).
Procedure:	After the audible start signal engage T1-T3 with <u>one</u> round each, perform a mandatory reload and engage T1-T3 with <u>one</u> round each.
Setup Notes:	Set IPSC Targets to 1,52m to the top of the targets. Area "A" is 0,92m by 0,92m. Hard cover on IPSC Targets T1 and T3 cover from notch to notch, as shown.

IPSC Mini-Rifle Cup

IMRC-53



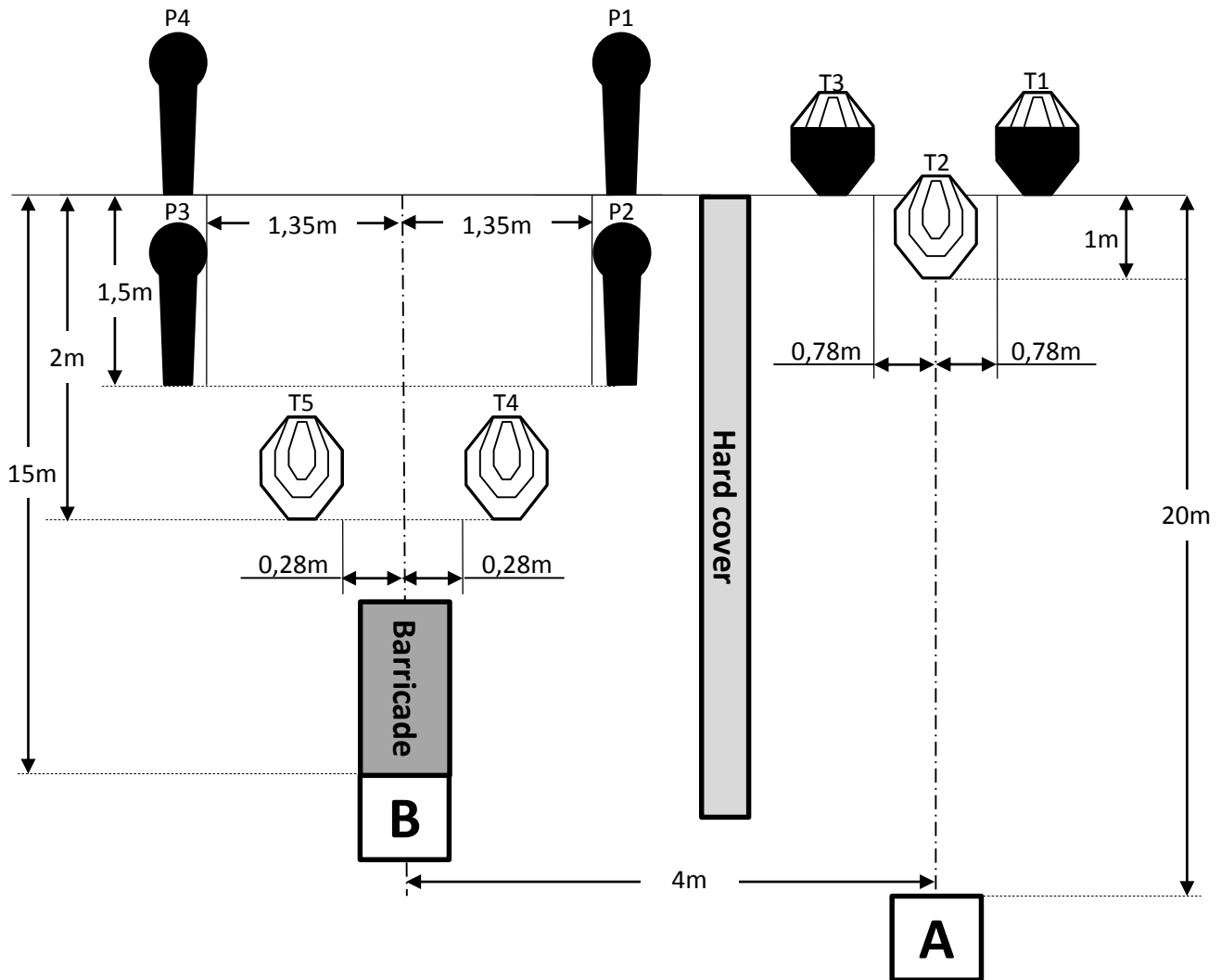
Type of Course:	Medium Course
Target (type & number):	4 IPSC Targets, 6 IPSC Popper
No. Hits to be scored:	14
Maximum points:	70
Start position:	Standing erect in area "A" or "B", stock touching the competitor at hip level.
Rifle ready condition:	Loaded (Option 1).
Procedure:	After the audible start signal engage the first group of targets. Then move to the opposite area and engage the remaining targets.

Setup Notes:

Set IPSC Targets to 1,52m to the top of the targets.
 Areas "A" and "B" are 0,92m by 0,92m. The barricade is 0,92m wide by 1,83m high. Non-falling poppers must be repainted between each attempt at COF.

IPSC Mini-Rifle Cup

IMRC-49



Type of Course:	Medium Course
Target (type & number):	5 IPSC Targets, 4 IPSC Popper
No. Hits to be scored:	14
Maximum points:	70
Start position:	Standing erect in area "A" or "B", stock touching the competitor at hip level.
Rifle ready condition:	Loaded (Option 1).
Procedure:	After the audible start signal engage the first group of targets. Then move to the opposite area and engage the remaining targets.
Setup Notes:	Set IPSC Targets to 1,52m to the top of the targets. Areas "A" and "B" are 0,92m by 0,92m. Hard cover on IPSC Targets T1 and T3 cover from notch to notch, as shown. The barricade is 0,92m wide and 1,83m high. Non-falling poppers must be repainted between each attempt at COF.