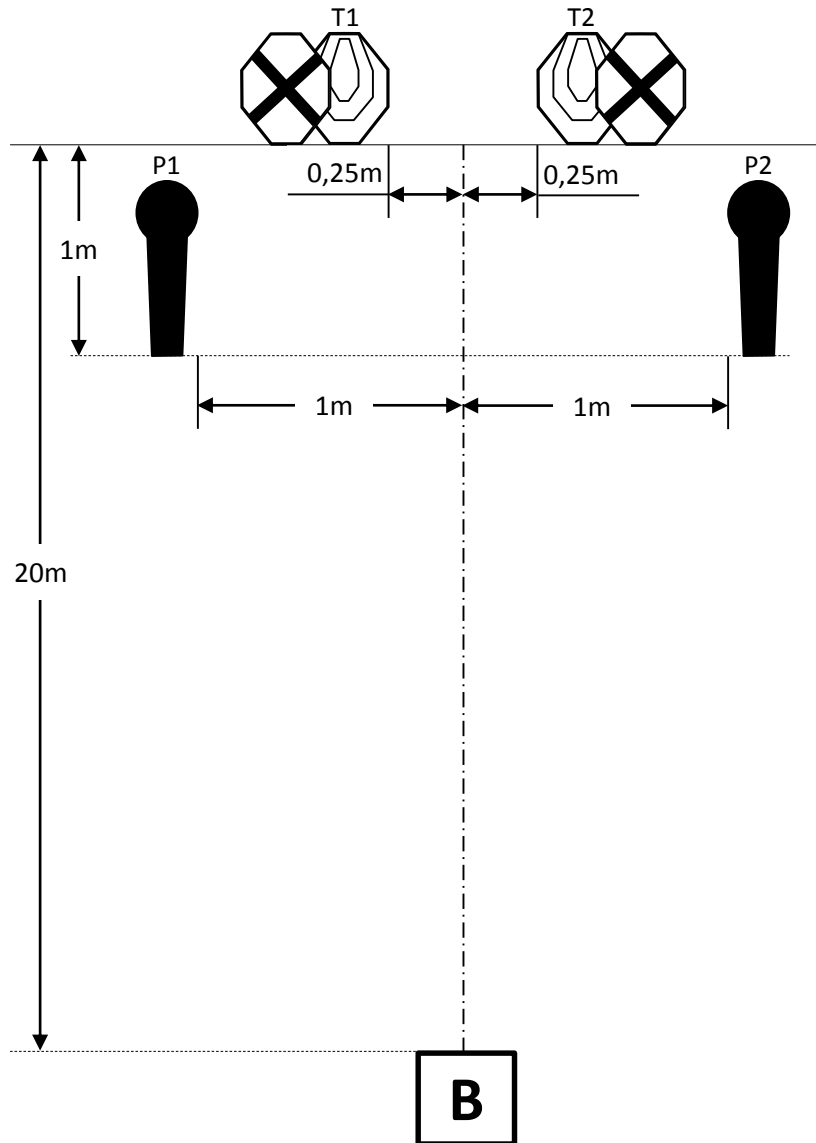


Type of Course:	Short Course
Target (type & number):	3 IPSC Targets, 2 IPSC Popper, 2 No Shoots
No. Hits to be scored:	8
Maximum points:	40
Start position:	Standing erect in area "A", stock touching the competitor at hip level.
Rifle ready condition:	Loaded (Option 1).
Procedure:	After the audible start signal engage.

**Setup Notes:** Set IPSC Targets/No Shoots to 1.52m to the top of the targets. Area "A" is 1m by 1m. Non-falling poppers must be repainted between each attempt at COF.

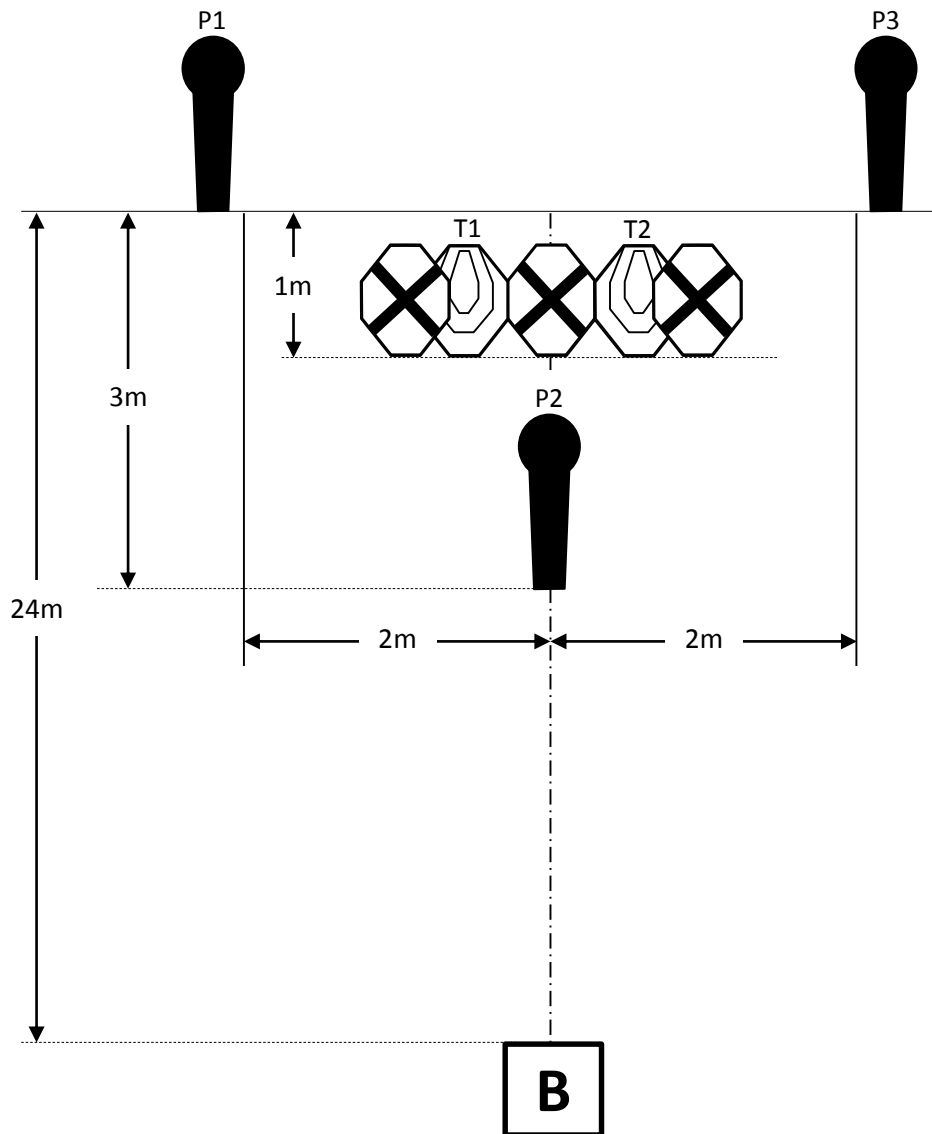


Type of Course:	Short Course
Target (type & number):	2 IPSC Targets, 2 IPSC Popper, 2 No Shoots
No. Hits to be scored:	6
Maximum points:	30
Start position:	Standing erect in area "B", stock touching the competitor at hip level.
Rifle ready condition:	Loaded (Option 1).
Procedure:	After the audible start signal engage.

**Setup Notes:** Set IPSC Targets/No Shoots to 1.52m to the top of the targets. Area "B" is located 20m from T1 & T2 and is 1m by 1m. Non-falling poppers must be repainted between each attempt at COF.

# IPSC Mini-Rifle Cup

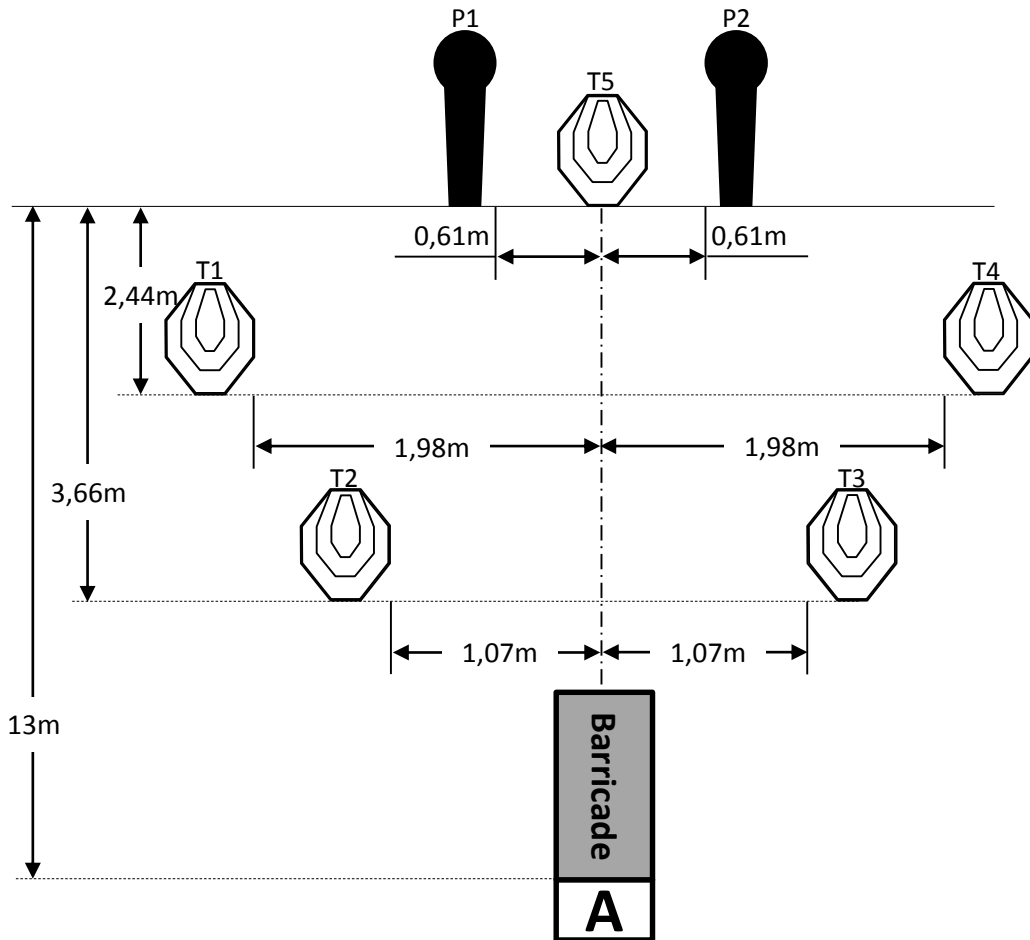
# IMRC-01



Type of Course:	Short Course
Target (type & number):	2 IPSC Targets, 3 IPSC Popper, 3 No Shoots
No. Hits to be scored:	7
Maximum points:	35
Start position:	Standing erect in area "B", stock touching the competitor at hip level.
Rifle ready condition:	Loaded (Option 1).
Procedure:	After the audible start signal engage.

## Setup Notes:

Set IPSC Targets/No Shoots to 1.52m to the top of the targets. Area "B" is located **24m** from P1 & P3 and is 1m by 1m. Non-falling poppers must be repainted between each attempt at COF.



Type of Course:	Short Course
Target (type & number):	5 IPSC Targets, 2 IPSC Popper
No. Hits to be scored:	7
Maximum points:	35
Start position:	Standing erect in area "A", stock touching the competitor at hip level.
Rifle ready condition:	Loaded (Option 1).
Procedure:	After the audible start signal engage alternatively IPSC Targets T1 and T2 from the left side of the barricade or IPSC Targets T3 and T4 from the right side of the barricade. Then alternatively engage IPSC Targets T3 and T4 from the right side of the barricade or IPSC Targets T1 and T2 from the left side of the barricade. IPSC Target T5, IPSC Popper P1 and P2 may be shot from either side of the barricade. Targets should be engaged with at least one round each.
Setup Notes:	Set IPSC Targets to 1.52m to the top of the targets. Area "A" is 0,61m by 0,92m. The barricade is 0,61m wide and 1,83m high. Non-falling poppers must be repainted between each attempt at COF.