

# IPSC Shotgun Cup

# Material Used




1 IPSC Mini Popper



12 IPSC Plates (maximum size 20x20cm)



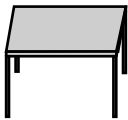
4 No-shoots Plates (maximum size 20x20cm)



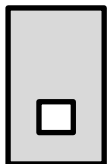
16 plate stands



3 areas (maximum size 1x1m)



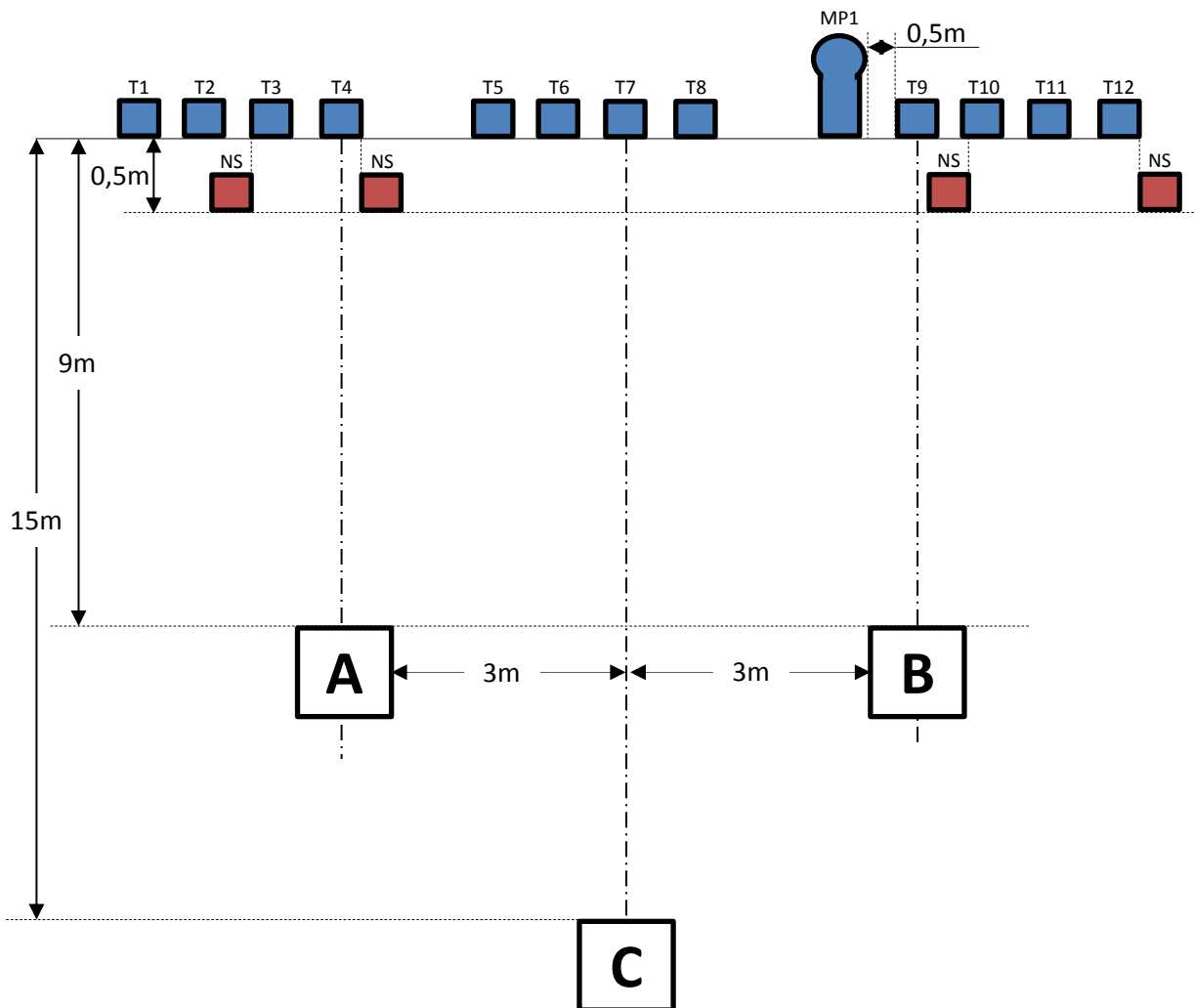
1 table



2 walls with a port, maximum size of port is 40x40cm

# IPSC Shotgun Cup

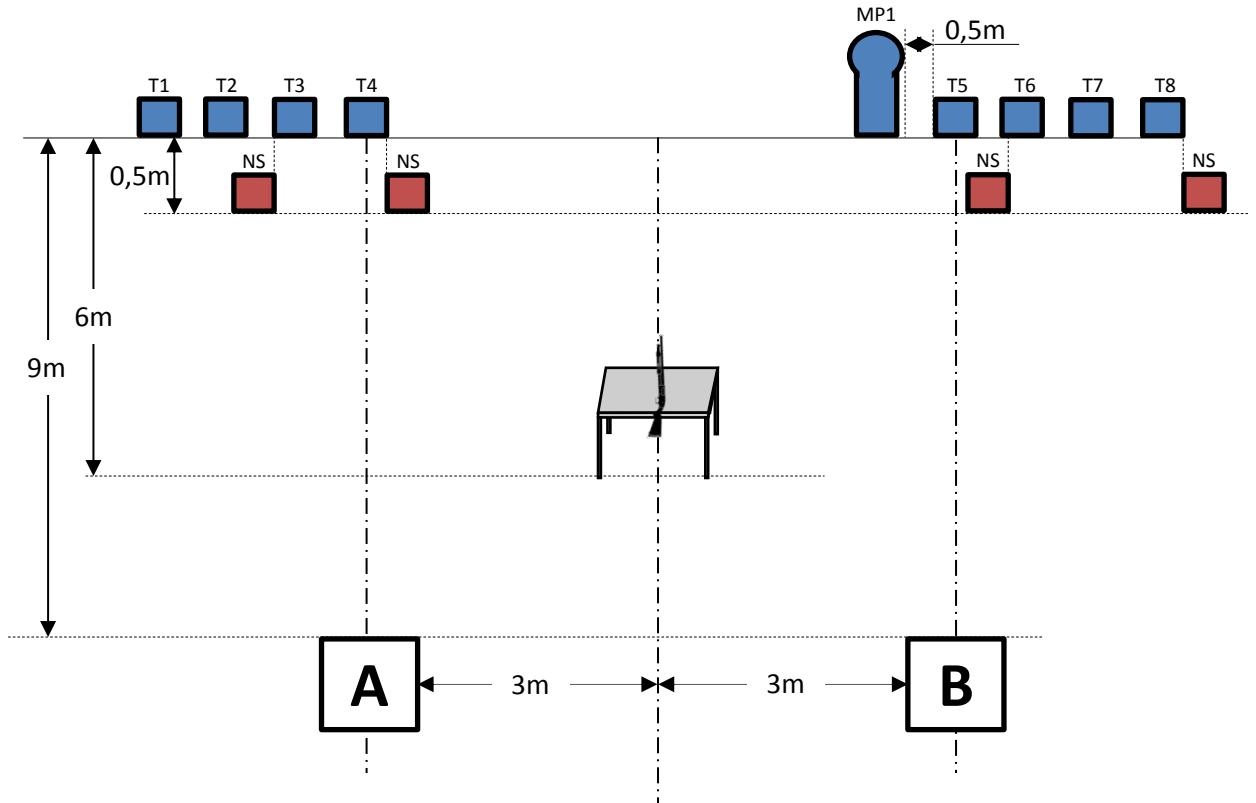
# ISC-01



<b>Type of Course:</b>	Medium Course
<b>Ammunition type:</b>	Bird shot
<b>Targets (type &amp; number):</b>	12 IPSC Plates, 1 IPSC Mini Popper, 4 No-Shoots
<b>No. Hits to be scored:</b>	13
<b>Maximum points:</b>	65
<b>Start position:</b>	Standing upright facing downrange in area "C".
<b>Shotgun ready condition:</b>	Loaded (Option 1), stock at competitors hip level.
<b>Procedure:</b>	After the audible start signal engage targets. T1-T4 can only be shot from area "A". T5-T8 can only be shot from area "C". T9-T12 and MP1 can only be shot from area "B".

## Setup Notes:

All targets are placed on 0-60cm from ground level, all targets must be on placed on the same height.  
Distance between IPSC Plates within an array are 30cm. All IPSC Plates and No-Shoots have the same size and have the maximum size of 20x20cm. All areas are maximum 1x1m.

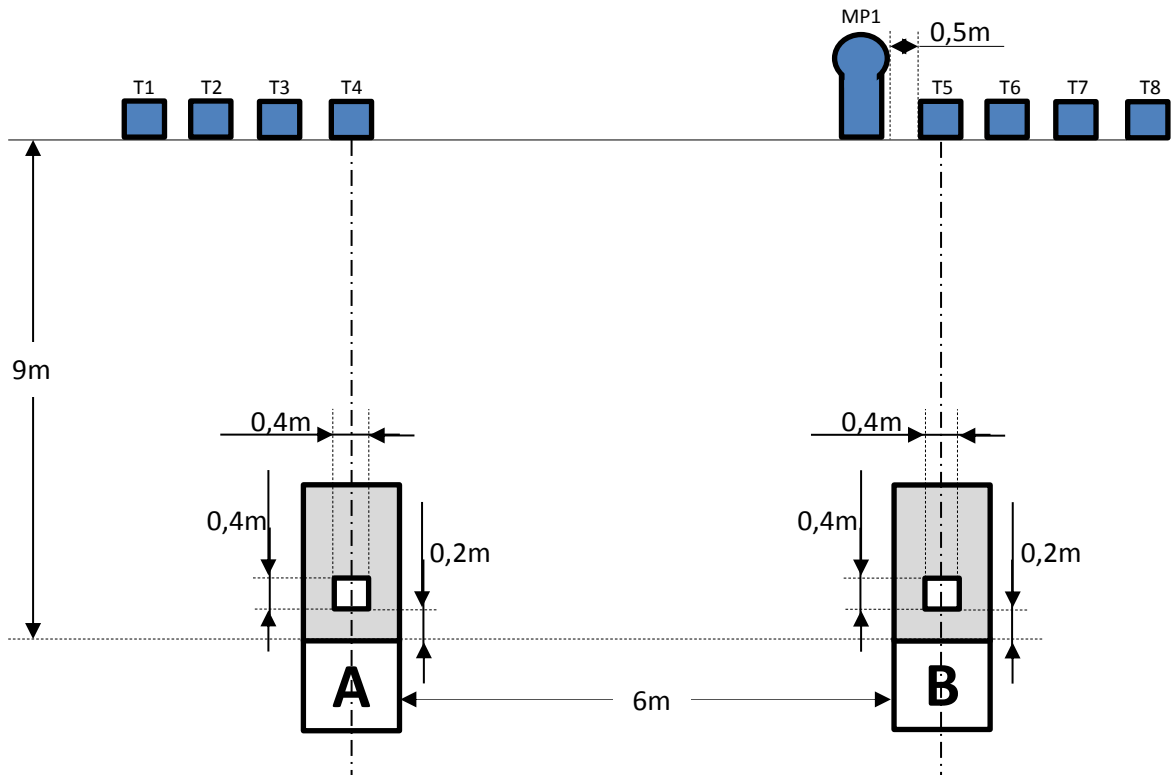


<b>Type of Course:</b>	Medium Course
<b>Ammunition type:</b>	Bird shot
<b>Targets (type &amp; number):</b>	8 IPSC Plates, 1 IPSC Mini Popper, 4 No-Shoots
<b>No. Hits to be scored:</b>	9
<b>Maximum points:</b>	45
<b>Start position:</b>	Standing upright facing downrange in area "A" or area "B".
<b>Shotgun ready condition:</b>	Unloaded (Option 3), gun laying flat on table.
<b>Procedure:</b>	After the audible start signal engage targets. T1-T4 can only be shot from area "A". T5-T8 and MP1 can only be shot from area "B".

**Setup Notes:** All targets are placed on 0-60cm from ground level, all targets must be on placed on the same height. Distance between IPSC Plates within an array are 30 cm. All IPSC Plates and No-Shoots have the same size and have the maximum size of 20x20cm. All areas are maximum 1x1m.

# IPSC Shotgun Cup

## ISC-03



<b>Type of Course:</b>	Medium Course
<b>Ammunition type:</b>	Bird shot
<b>Targets (type &amp; number):</b>	9 IPSC Plates, 1 IPSC Mini Popper
<b>No. Hits to be scored:</b>	9
<b>Maximum points:</b>	45
<b>Start position:</b>	Standing upright facing downrange area "A" or area "B".
<b>Shotgun ready condition:</b>	Loaded (Option 1) , stock at competitors hip level.
<b>Procedure:</b>	After the audible start signal engage targets. T1-T4 can only be shot from area "A" through port in the wall. T5-T8 and MP1 can only be shot from area "B" through port in the wall.

<b>Setup Notes:</b>	<p>All targets are placed on 0-60cm from ground level, all targets must be on placed on the same height.</p> <p>Distance between IPSC Plates within an array are 30cm.</p> <p>All IPSC Plates have the same size and have the maximum size of 20x20cm.</p> <p>All areas are maximum 1x1m.</p>
---------------------	---