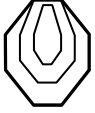


IPSC Shotgun Cup


Material Used



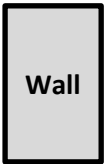
10 IPSC MiniTargets



3 No-shoots

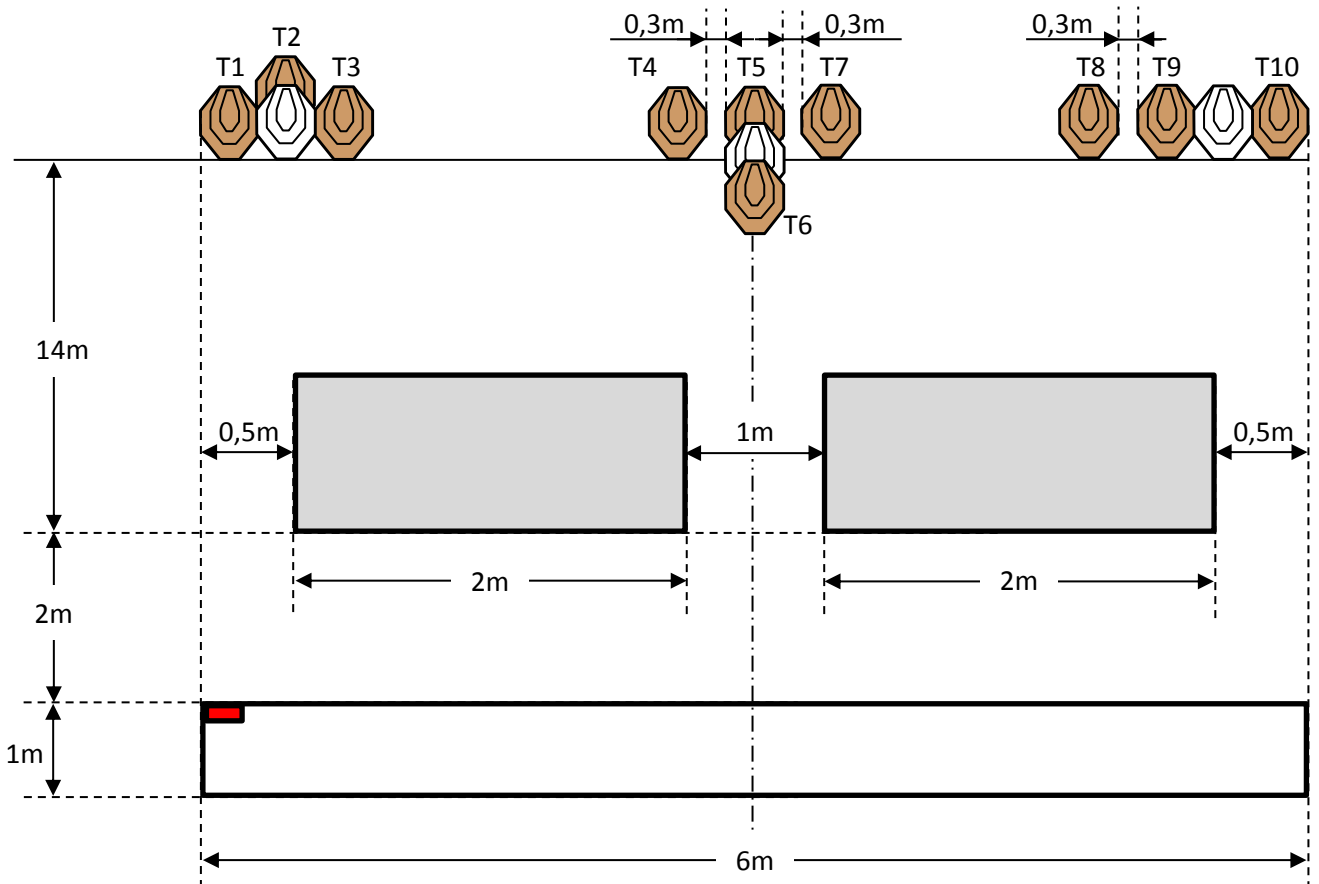


1 big shooting area



2 walls/hard cover

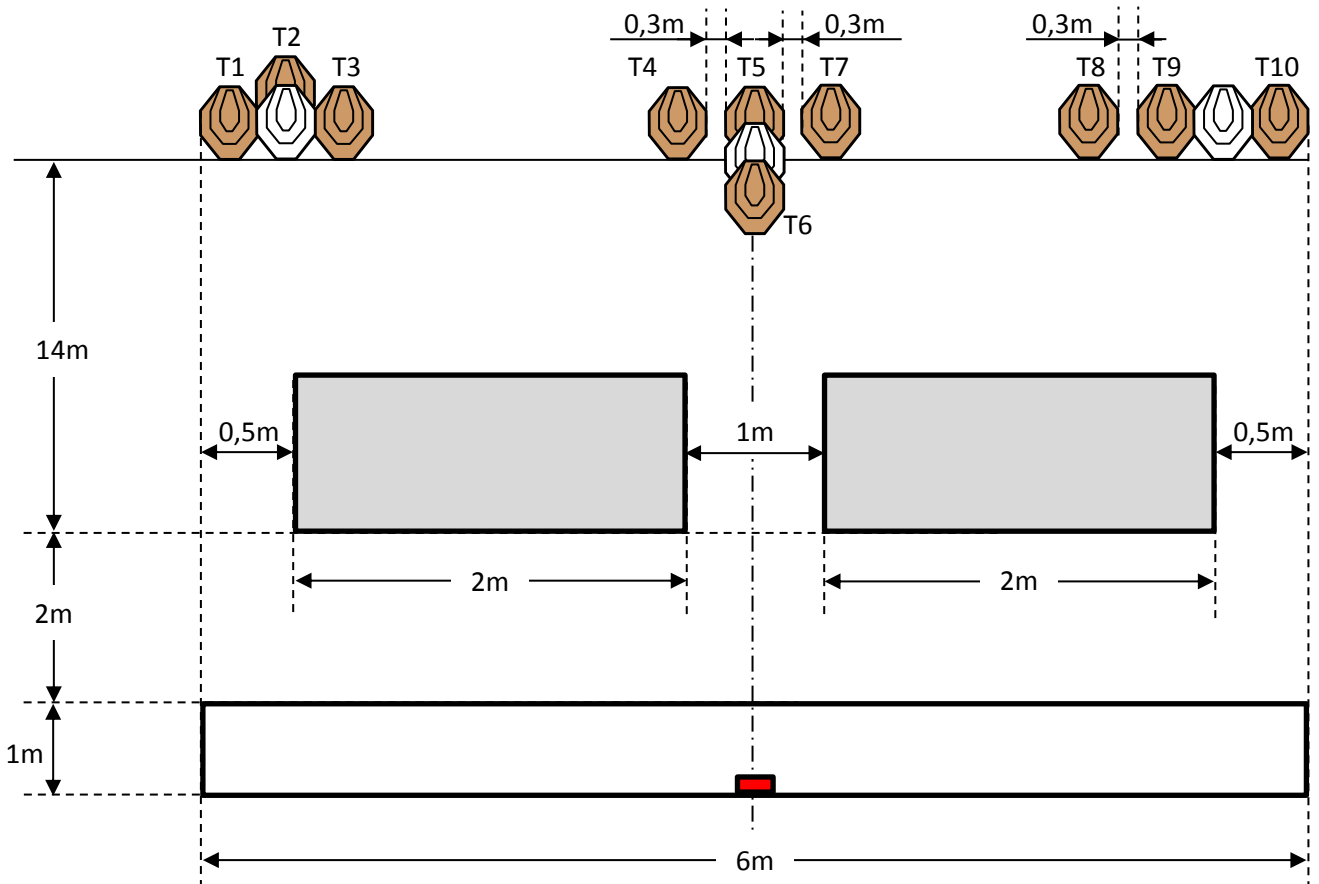
IPSC Shotgun Cup



Type of Course:	Medium Course
Ammunition type:	Slug
Targets (type & number):	10 IPSC Mini Targets, 3 No-Shoots
No. Hits to be scored:	10
Maximum points:	50
Start position:	Standing upright facing downrange, feet touching mark.
Shotgun ready condition:	Loaded (Option 1), stock at competitors hip level.
Procedure:	After the audible start signal engage targets with <u>1 round each</u> .

Setup Notes: Set IPSC Mini Targets/No-Shoots to 1,52m to the top of the targets.
Hard cover is 1,8m high.

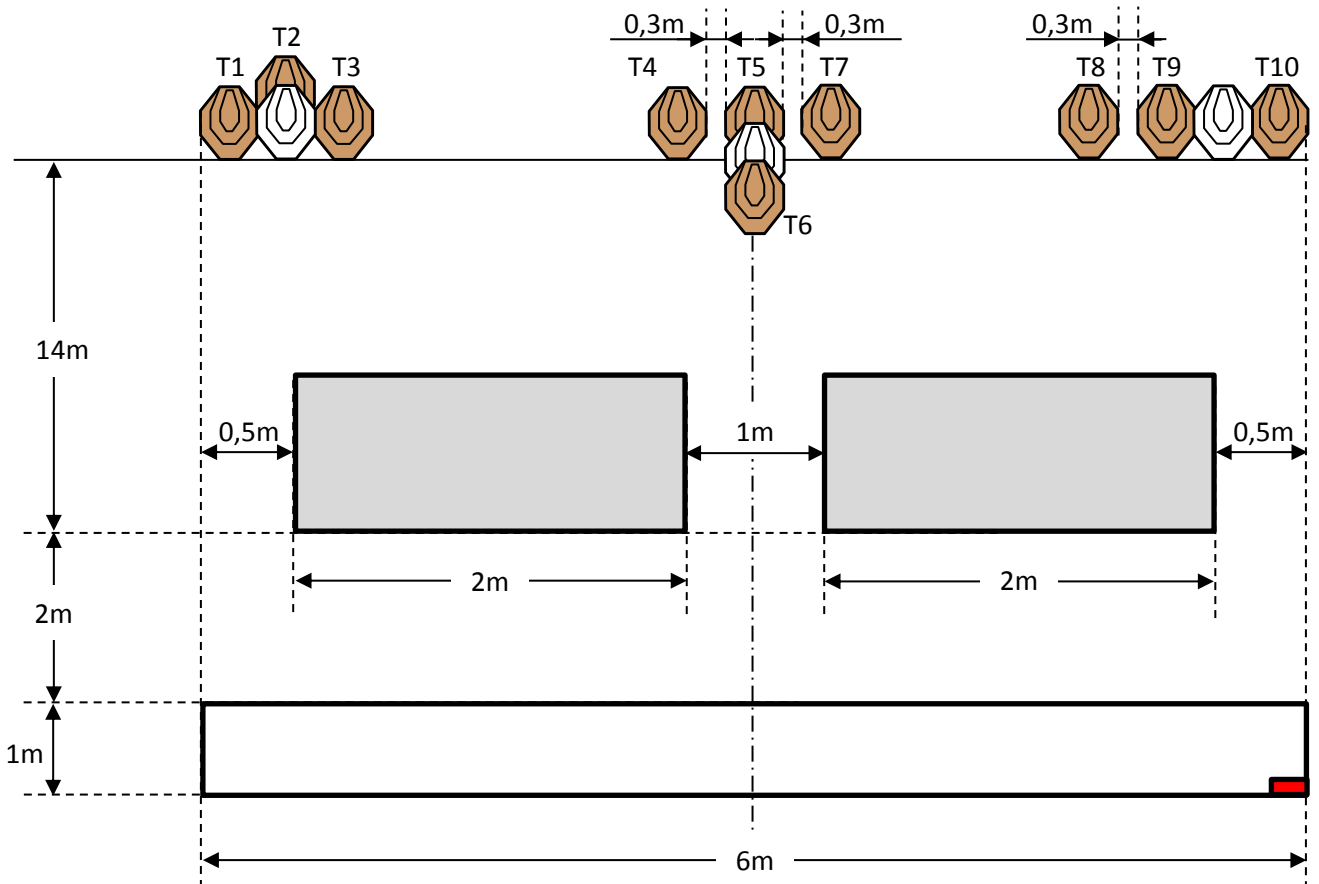
IPSC Shotgun Cup



Type of Course:	Medium Course
Ammunition type:	Slug
Targets (type & number):	10 IPSC Mini Targets, 3 No-Shoots
No. Hits to be scored:	10
Maximum points:	50
Start position:	Standing upright facing downrange, feet touching mark.
Shotgun ready condition:	Loaded (Option 1), stock at competitors hip level.
Procedure:	After the audible start signal engage targets with <u>1 round each</u> .

Setup Notes: Set IPSC Mini Targets/No-Shoots to 1,52m to the top of the targets.
Hard cover is 1,8m high.

IPSC Shotgun Cup



Type of Course:	Medium Course
Ammunition type:	Slug
Targets (type & number):	10 IPSC Mini Targets, 3 No-Shoots
No. Hits to be scored:	10
Maximum points:	50
Start position:	Standing upright facing downrange, feet touching mark.
Shotgun ready condition:	Loaded (Option 1), stock at competitors hip level.
Procedure:	After the audible start signal engage targets with <u>1 round each</u> .

Setup Notes: Set IPSC Mini Targets/No-Shoots to 1,52m to the top of the targets.
Hard cover is 1,8m high.