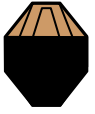


IPSC Shotgun Cup

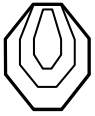
Material Used



8 IPSC Targets



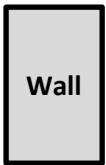
3 IPSC Targets with simulated hard cover as shown



4 No-shoots

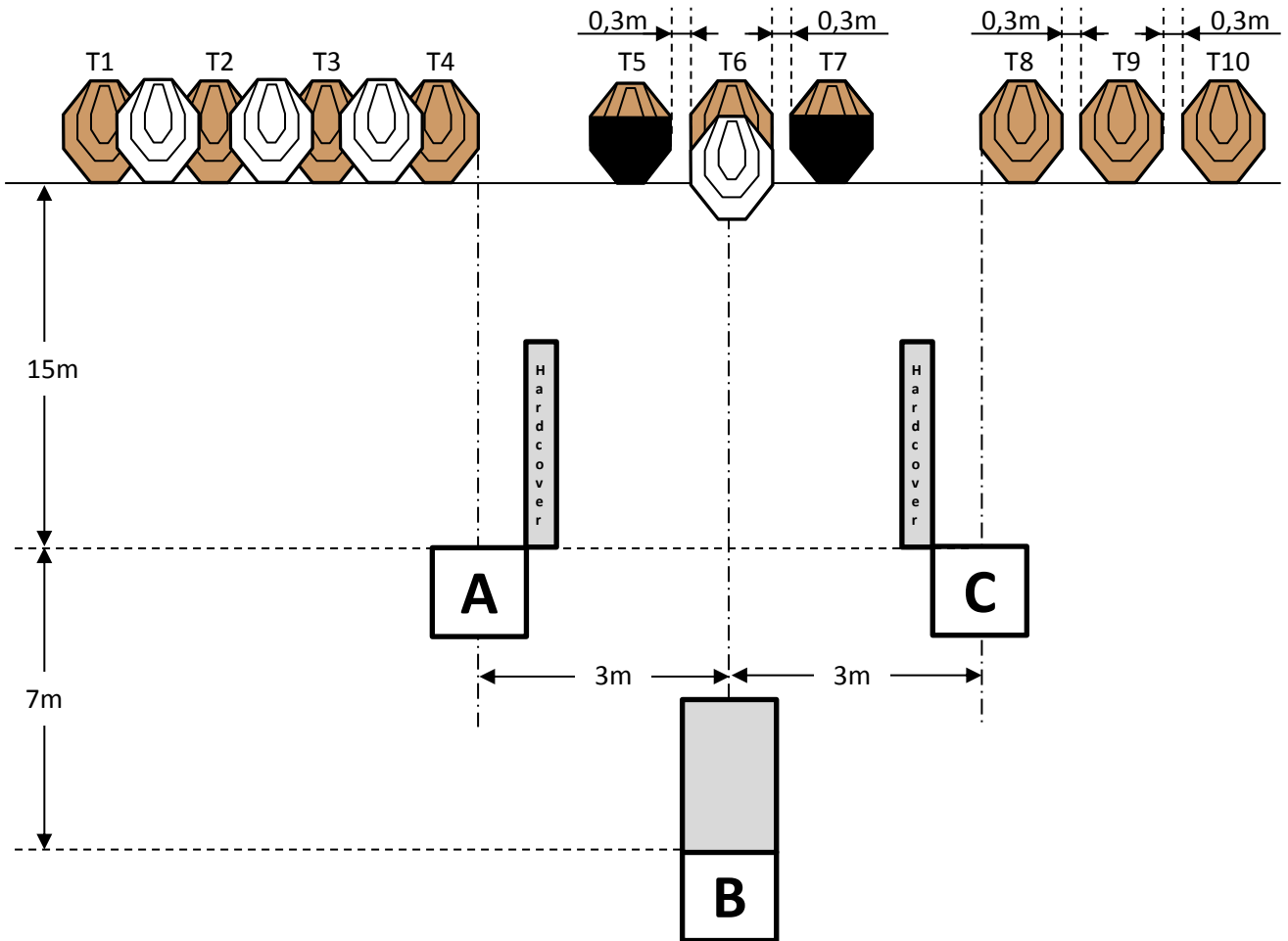


3 areas (maximum size 1x1m)



3 walls/hard cover

IPSC Shotgun Cup

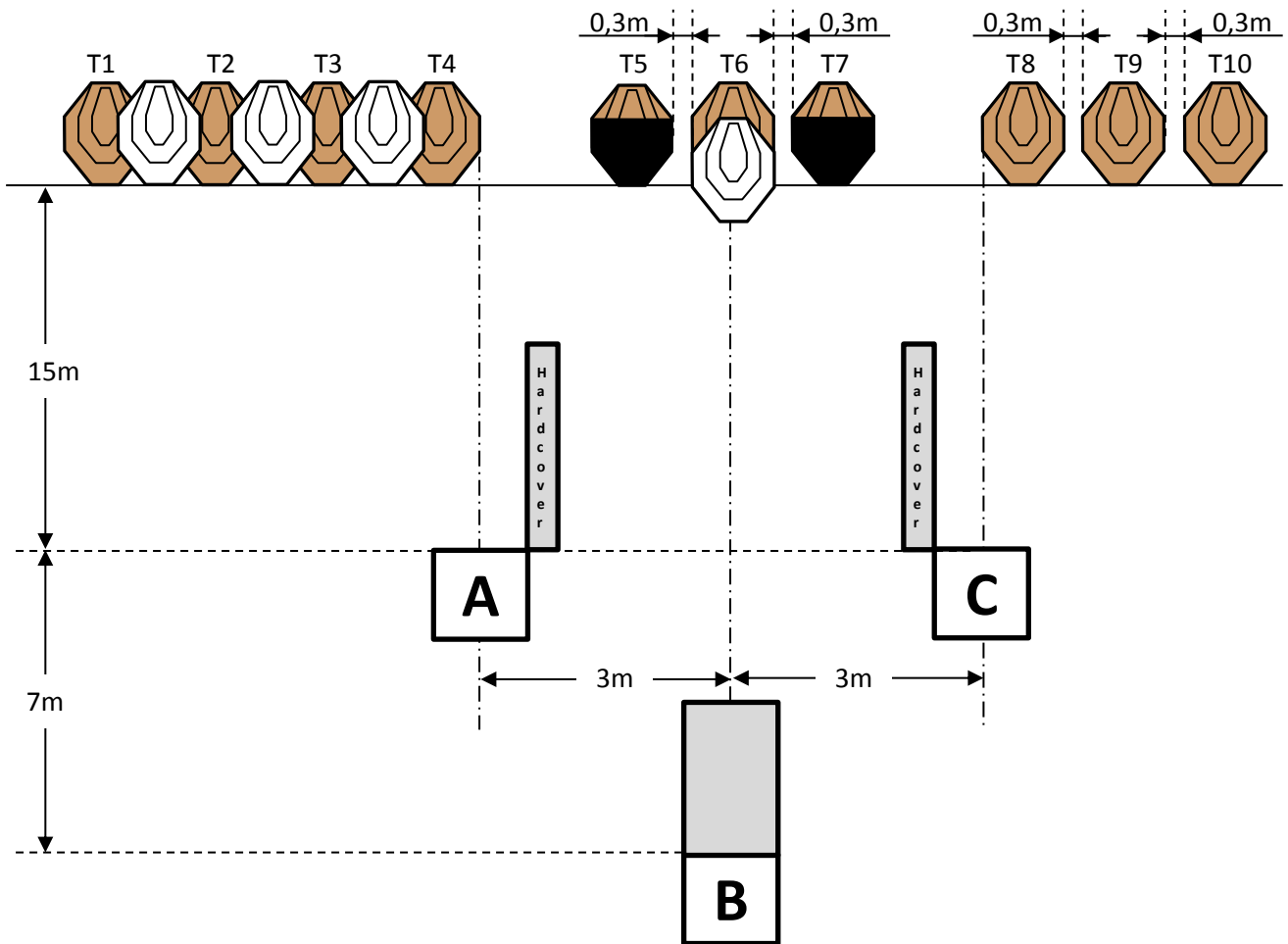


Type of Course:	Medium Course
Ammunition type:	Slug
Targets (type & number):	10 IPSC Targets, 3 No-Shoots
No. Hits to be scored:	10
Maximum points:	50
Start position:	Standing upright facing downrange in area "A".
Shotgun ready condition:	Loaded (Option 1), stock at competitors hip level.
Procedure:	After the audible start signal engage targets with <u>1 round each</u> . T1-T4 can only be shot from area "A", T5-T7 can only be shot from area "B" and T8-T10 can only be shot from area "C".

Setup Notes:

Set IPSC Targets/No-Shoots to 1,52m to the top of the targets. All areas are maximum 1x1m. Wall is 1,8m high and have the same width as area "B". Wall and hardcover are placed so that T1-T4 are only visible from area "A", T5-T7 are only visible from area "B" and T8-T10 are only visible from area "C".

IPSC Shotgun Cup

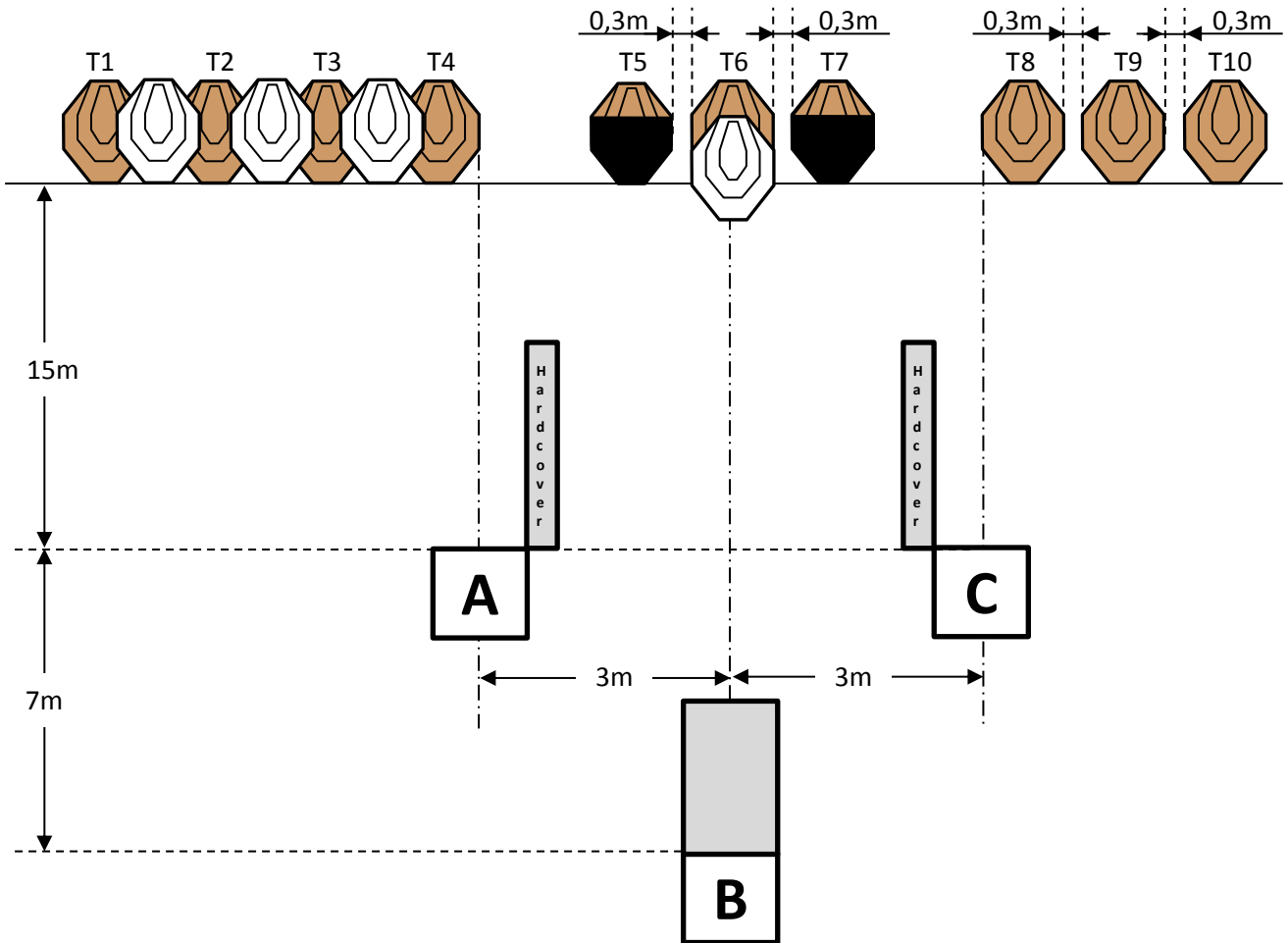


Type of Course:	Medium Course
Ammunition type:	Slug
Targets (type & number):	10 IPSC Targets, 3 No-Shoots
No. Hits to be scored:	10
Maximum points:	50
Start position:	Standing upright facing downrange in area "B".
Shotgun ready condition:	Loaded (Option 1), stock at competitors hip level.
Procedure:	After the audible start signal engage targets with <u>1 round each</u> . T1-T4 can only be shot from area "A", T5-T7 can only be shot from area "B" and T8-T10 can only be shot from area "C".

Setup Notes:

Set IPSC Targets/No-Shoots to 1,52m to the top of the targets. All areas are maximum 1x1m. Wall is 1,8m high and have the same width as area "B". Wall and hardcover are placed so that T1-T4 are only visible from area "A", T5-T7 are only visible from area "B" and T8-T10 are only visible from area "C".

IPSC Shotgun Cup



Type of Course:	Medium Course
Ammunition type:	Slug
Targets (type & number):	10 IPSC Targets, 3 No-Shoots
No. Hits to be scored:	10
Maximum points:	50
Start position:	Standing upright facing downrange in area "C".
Shotgun ready condition:	Loaded (Option 1), stock at competitors hip level.
Procedure:	After the audible start signal engage targets with <u>1 round each</u> . T1-T4 can only be shot from area "A", T5-T7 can only be shot from area "B" and T8-T10 can only be shot from area "C".

Setup Notes:

Set IPSC Targets/No-Shoots to 1,52m to the top of the targets. All areas are maximum 1x1m. Wall is 1,8m high and have the same width as area "B". Wall and hardcover are placed so that T1-T4 are only visible from area "A", T5-T7 are only visible from area "B" and T8-T10 are only visible from area "C".