

IPSC Shotgun Cup

Material Used



1 IPSC Mini Popper




13 IPSC Plates (maximum size 20x20cm)



3 No-shoots Plates (maximum size 20x20cm)

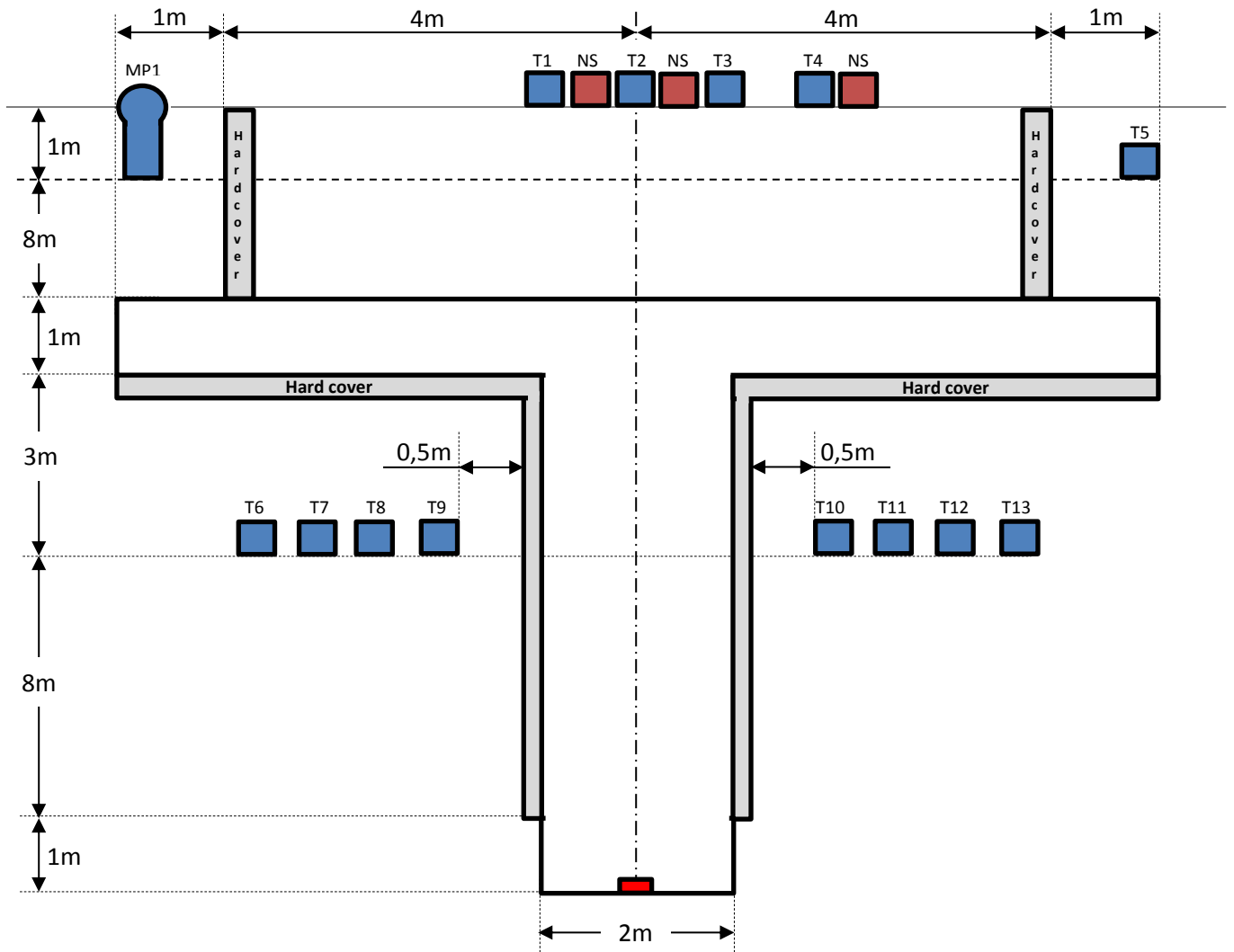


16 plate stands



A bouch of walls/hard cover

IPSC Shotgun Cup

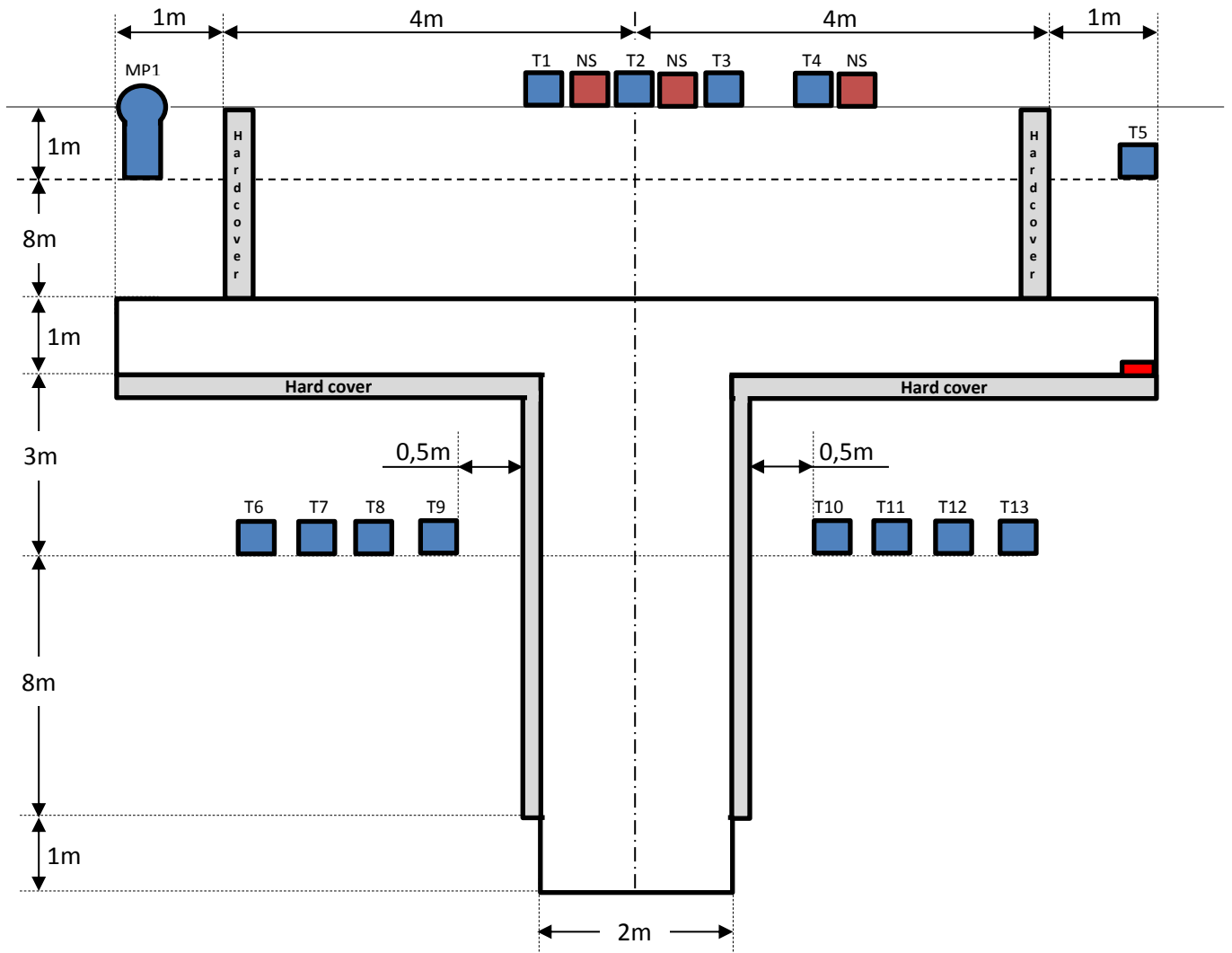


Type of Course:	Medium Course
Ammunition type:	Bird shot
Targets (type & number):	13 IPSC Plates, 1 IPSC Mini Popper, 3 No-Shoots
No. Hits to be scored:	14
Maximum points:	70
Start position:	Standing upright facing downrange, feet touching mark.
Shotgun ready condition:	Loaded (Option 1), stock at competitors hip level.
Procedure:	After the audible start signal engage.

Setup Notes:

All targets are placed on 0-60cm from ground level, all targets must be on placed on the same height.
 Distance between IPSC Plates within an array are 30cm.
 Distance to the 3 No-Shoots is 5cm from T1, T3 and T4.
 All IPSC Plates and No-Shoots have the same size and have the maximum size of 20x20cm.
 All areas are maximum 1x1m. Mark is 30x10 cm.

IPSC Shotgun Cup

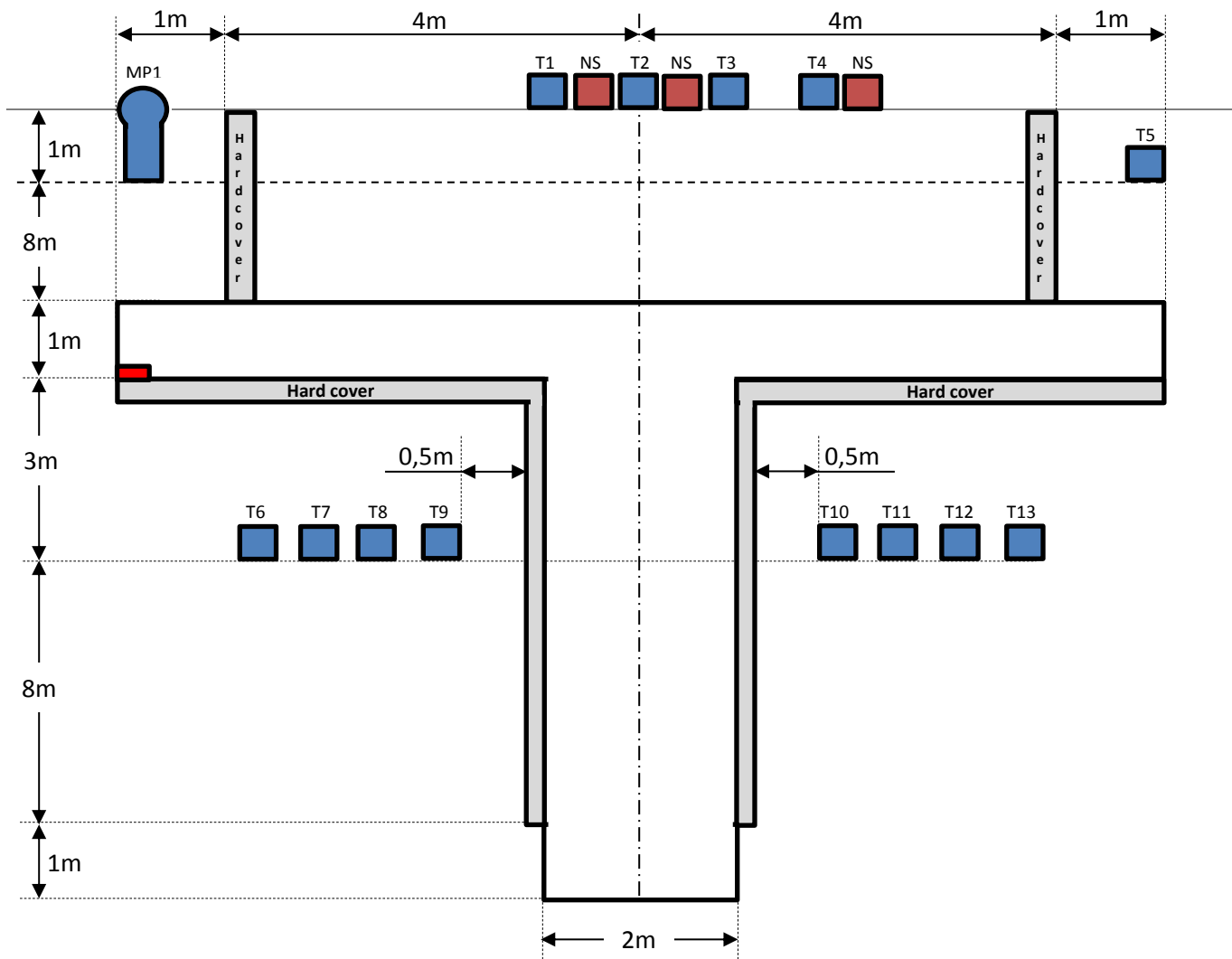


Type of Course:	Medium Course
Ammunition type:	Bird shot
Targets (type & number):	13 IPSC Plates, 1 IPSC Mini Popper, 3 No-Shoots
No. Hits to be scored:	14
Maximum points:	70
Start position:	Standing upright facing downrange, feet touching mark.
Shotgun ready condition:	Loaded (Option 1), stock at competitors hip level.
Procedure:	After the audible start signal engage.

Setup Notes:

All targets are placed on 0-60cm from ground level, all targets must be on placed on the same height.
 Distance between IPSC Plates within an array are 30cm.
 Distance to the 3 No-Shoots is 5cm from T1, T3 and T4.
 All IPSC Plates and No-Shoots have the same size and have the maximum size of 20x20cm.
 All areas are maximum 1x1m. Mark is 30x10 cm.

IPSC Shotgun Cup



Type of Course:	Medium Course
Ammunition type:	Bird shot
Targets (type & number):	13 IPSC Plates, 1 IPSC Mini Popper, 3 No-Shoots
No. Hits to be scored:	14
Maximum points:	70
Start position:	Standing upright facing downrange, feet touching mark.
Shotgun ready condition:	Loaded (Option 1), stock at competitors hip level.
Procedure:	After the audible start signal engage.

Setup Notes:

All targets are placed on 0-60cm from ground level, all targets must be on placed on the same height.
 Distance between IPSC Plates within an array are 30cm.
 Distance to the 3 No-Shoots is 5cm from T1, T3 and T4.
 All IPSC Plates and No-Shoots have the same size and have the maximum size of 20x20cm.
 All areas are maximum 1x1m. Mark is 30x10 cm.