

IPSC Shotgun Cup

Material Used



1 IPSC Mini Popper




10 IPSC Plates (maximum size 20x20cm)



3 No-shoots Plates (maximum size 20x20cm)

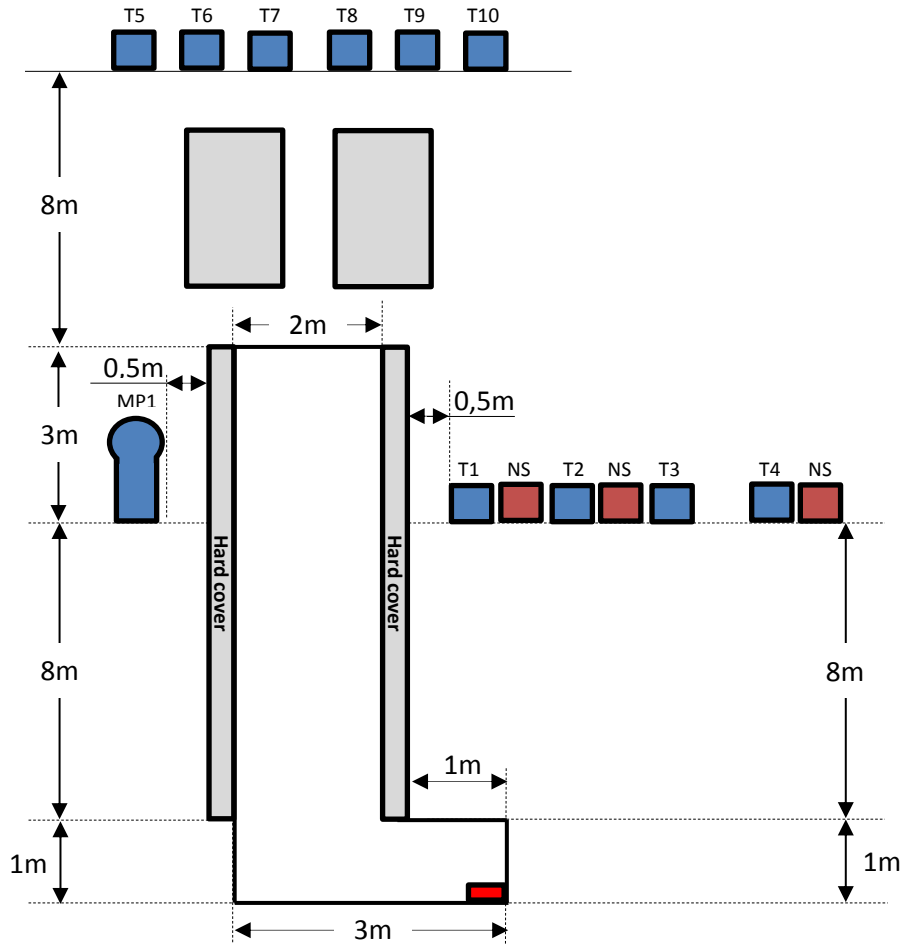


13 plate stands



2 walls/hard cover

IPSC Shotgun Cup

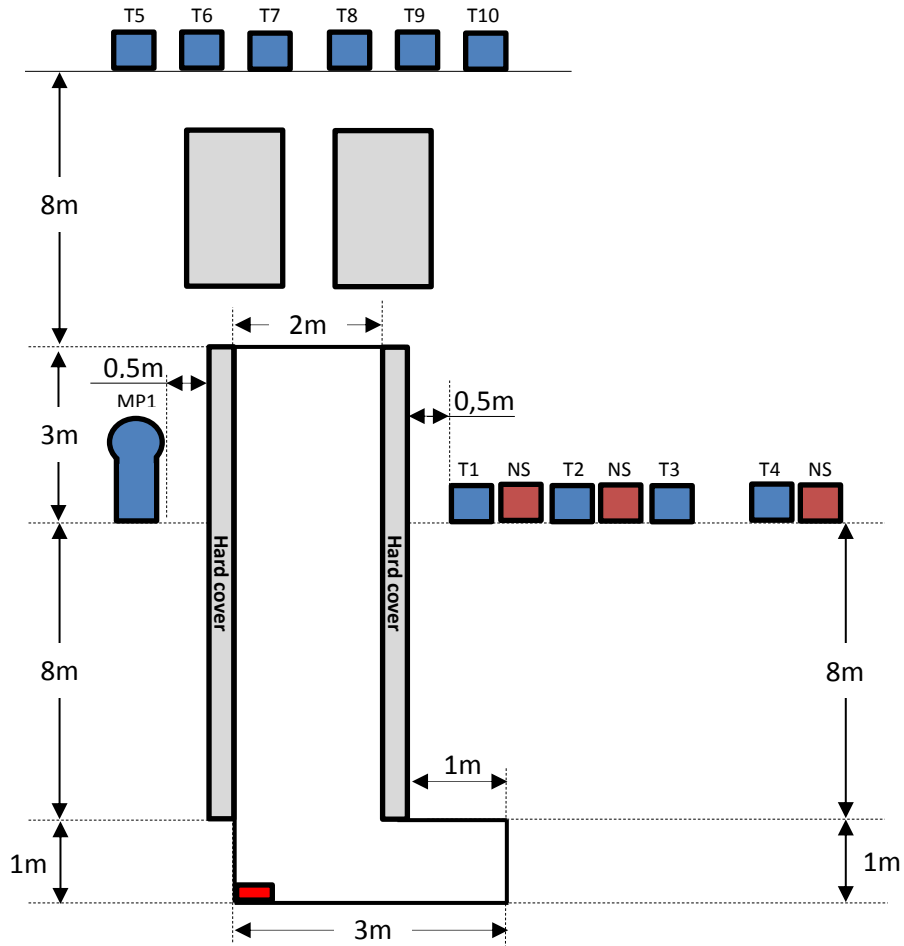


Type of Course:	Medium Course
Ammunition type:	Bird shot
Targets (type & number):	10 IPSC Plates, 1 IPSC Mini Popper, 3 No-Shoots
No. Hits to be scored:	11
Maximum points:	55
Start position:	Standing upright, feet touching mark.
Shotgun ready condition:	Loaded (Option 1), stock at competitors hip level.
Procedure:	After the audible start signal engage.

Setup Notes:

Walls are placed so that T5-T7 are only visible from top right corner and T8-T10 are only visible from top left corner.
 All targets are placed on 0-60cm from ground level, all targets must be on placed on the same height.
 Distance between IPSC Plates within an array are 30cm.
 Distance to the 3 No-Shoots is 5cm from T1, T3 and T4.
 All IPSC Plates and No-Shoots have the same size and have the maximum size of 20x20cm.
 All areas are maximum 1x1m.

IPSC Shotgun Cup

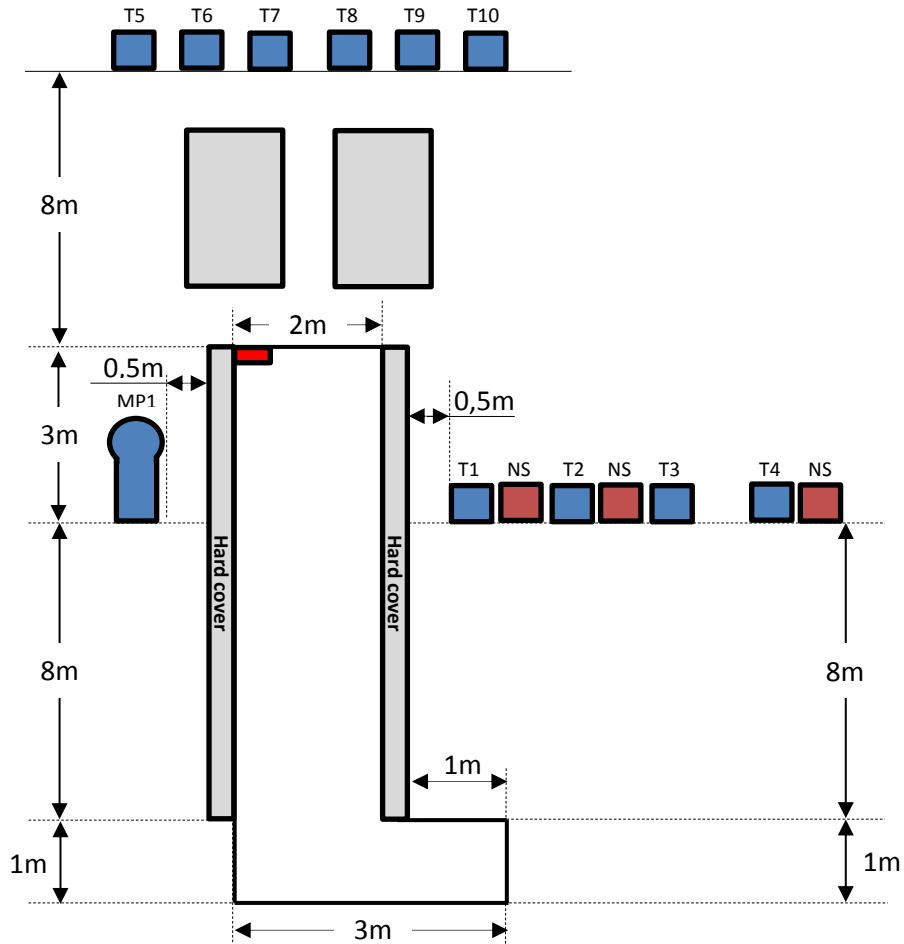


Type of Course:	Medium Course
Ammunition type:	Bird shot
Targets (type & number):	10 IPSC Plates, 1 IPSC Mini Popper, 3 No-Shoots
No. Hits to be scored:	11
Maximum points:	55
Start position:	Standing upright, feet touching mark.
Shotgun ready condition:	Loaded (Option 1), stock at competitors hip level.
Procedure:	After the audible start signal engage.

Setup Notes:

Walls are placed so that T5-T7 are only visible from top right corner and T8-T10 are only visible from top left corner.
 All targets are placed on 0-60cm from ground level, all targets must be on placed on the same height.
 Distance between IPSC Plates within an array are 30cm.
 Distance to the 3 No-Shoots is 5cm from T1, T3 and T4.
 All IPSC Plates and No-Shoots have the same size and have the maximum size of 20x20cm.
 All areas are maximum 1x1m.

IPSC Shotgun Cup



Type of Course:	Medium Course
Ammunition type:	Bird shot
Targets (type & number):	10 IPSC Plates, 1 IPSC Mini Popper, 3 No-Shoots
No. Hits to be scored:	11
Maximum points:	55
Start position:	Standing upright, feet touching mark.
Shotgun ready condition:	Loaded (Option 1), stock at competitors hip level.
Procedure:	After the audible start signal engage.

Setup Notes:

Walls are placed so that T5-T7 are only visible from top right corner and T8-T10 are only visible from top left corner.
 All targets are placed on 0-60cm from ground level, all targets must be on placed on the same height.
 Distance between IPSC Plates within an array are 30cm.
 Distance to the 3 No-Shoots is 5cm from T1, T3 and T4.
 All IPSC Plates and No-Shoots have the same size and have the maximum size of 20x20cm.
 All areas are maximum 1x1m.